



SPECIAL LESSON 1: INTRO

LIFEWISE INTRO LESSON

What Is the Bible?



LIFEWISE INTRO LESSON

- ◆ What Is the Bible?
- ◆ Big Picture Q&A: *[This theological concept is repeated through the following 3-6 lessons to help the students better understand God]*
- ◆ Key Passage: *[This memory verse is repeated in the following 3-6 lessons]*



JESUS CONNECTION

God calls Jesus “the Word” in John 1:1. God sent His only son, Jesus, to the earth, and He is the living example of His words.



LIFEWISE QUALITY

[This character quality applies the Bible story to the life of each student]

INTRODUCTIONS (5 MIN)

- ◆ **Teacher:** Introduce yourself to students by sharing some personal information. This will help the students become more comfortable. Share why you teach Bible classes.
- ◆ **Volunteers:** Introduce the class’s helpers and have them share a few personal things
- ◆ **Two Truths and a Lie:** As soon as the volunteers enter the classroom, have them write down two things that are true about them and one that is false. As they introduce themselves, the students can guess to learn more about their volunteers. The classroom teacher can go first in order to give volunteers time to think of something. For example: My name is Mrs. Long. My favorite season is winter (lie), I have been scuba diving (truth) and my favorite restaurant is Wendy’s (truth).
- ◆ **Students:** Take class attendance

INTRODUCTION TO LIFEWISE ACADEMY CLASSES (5 MIN)

- ◆ **A Typical Class:** Share activities the kids will do during the year. Get them excited about class!
- ◆ **Living LifeWise:** As I read, study and learn the Bible, God’s power changes me so that I can live differently. Each class, we will talk about one specific way God can change us from the inside out.
- ◆ **Rules and Expectations**
 - ◇ Public School Rules: The school’s rules are still in effect when students come to LifeWise Academy (e.g., no cell phones, no gum, dress code, etc.)
 - ◇ Be Respectful, Be Responsible, Be Reliable (and/or any of your specific Classroom Expectations)
 - Respect: Treat teachers, volunteers and students respectfully.
 - Follow: Follow all directions from teachers and volunteers promptly.
 - Walk: Walk safely to and from LifeWise Academy.

- ✧ Bible Verse Suggestion: Share and have kids learn a Bible verse that encompasses the rules (e.g., Luke 6:31).

LEARNING ABOUT STUDENTS (5-10 MIN)

Beach Ball Introductions (Older Students)

- ◆ This game can be done during attendance at the beginning of class or after the rules are introduced. The ball is passed to the student whose name is called during attendance. The ball should be passed to the adult volunteers and teachers in the classroom too. The student responds to whichever sentence prompt their left pointer finger is touching. Write the following sentences in permanent marker on a blow-up beach ball from the dollar store ahead of time:

- ✧ The best thing I did this summer was _____.
- ✧ My favorite place to visit is _____.
- ✧ I spend most of my time _____.
- ✧ The person I admire is _____.
- ✧ I wish I had more time to _____.
- ✧ I am really good at _____.
- ✧ My favorite pizza topping is _____.
- ✧ One of my favorite TV shows is _____.

I Love ... (Older Students)

- ◆ Place chairs in a circle (or use pieces of tape on the floor), one for each kid. Have a volunteer stand in the middle. All the other kids will sit. The volunteer will call out "I love ..." and name something or someone she loves. Then, she'll try to sit in the empty chair while the other kids shift to fill the chair she is trying to sit in. When she manages to sit in an empty chair, the player to her right will stand in the center and start over by naming someone or something he loves. Play as time allows.

Never Have I Ever ... (Older Students)

- ◆ Read a series of silly statements that students will answer "yes" or "no" to. Students must sit down if they can answer "yes," and the last student standing is the winner. Play additional rounds if students all sit down quickly. Some statement examples are below:

- ✧ Never have I ever slept in an indoor blanket fort
- ✧ Never have I ever fallen out of bed
- ✧ Never have I ever eaten a non-edible item like soap
- ✧ Never have I ever worn my pajamas all day when I wasn't sick
- ✧ Never have I ever lip-synced in front of the mirror
- ✧ Never have I ever been taken to the hospital
- ✧ Never have I ever done a cart-wheel
- ✧ Never have I ever eaten pie for breakfast
- ✧ Never have I ever seen a shooting star
- ✧ Never have I ever worn odd socks by accident
- ✧ Never have I ever broken a bone
- ✧ Never have I ever gone out without brushing my hair
- ✧ Never have I ever laughed so hard that my drink came out of my nose
- ✧ Never have I ever fallen asleep in one place and woke up somewhere else
- ✧ Never have I ever made up a secret language

- ❖ Never have I ever eaten frozen peas

Student Questions (Older and Younger Students)

- ♦ Create a paper with a large space for an individual student's name. Ask them to write their name in the space and write three questions they have about life, the Bible or God. Take a picture of students with their papers to begin learning names and faces.

Name Drop (Older and Younger Students)

- ♦ Divide the class in half. Designate sides of the room for groups to stand on. Ask adult volunteers to hold up both sides of a large sheet or blanket in the middle of the classroom. Choose one student from each side to stand in front of the sheet. Ask volunteers to drop the sheet. The first student to say the other student's first name gets to steal the student from the other team. Set a time limit or play until only one student remains on a side.

The Skittles Game (Older and Younger Students)

- ♦ Write out a get-to-know-you question for each color of skittles. Pass around a container of skittles and instruct students to take two skittles. Have each student take turns answering the questions pertaining to the skittles they chose. *(Check student allergies first)*

Would You Rather (Younger Students)

- ♦ Have students stand up in the middle of the room. Ask them questions and designate a side of the room for each answer. The students must run to one side of the room or the other. Ask: would you rather ... *(Eat pizza or chicken nuggets, play a game or color a picture, go for a walk or ride a bike, sing or dance, be with lots of people or by yourself, go to the zoo or the waterpark, be tall or short, drink a smoothie or chocolate milk)*

A Great Wind Blows (Younger Students)

- ♦ Arrange the chairs, bean bags or pieces of tape on the floor in a circle, facing the middle. There should be one less chair than the number of students in the class. All the students sit down. An adult stands outside the circle and calls out "A great wind blows for everyone who ..." and fills in the blank with a statement that will affect some of the group (see ideas below). Anyone who is affected must stand up and find another spot. Any student who cannot find a chair moves outside the circle and helps the adult come up with ideas for the next "great wind." *[Idea statements: A great wind blows for everyone who ... has a little brother, has a big sister, has been to Michigan, has a pet fish, ate toast for breakfast this morning, etc.]*

BIBLE STORY (10 MIN)

What is the Bible?

Hold up a postmarked envelope with a card or letter addressed to you in it. Say: Who enjoys getting a card or letter in the mail? When we read a letter from someone, it tells us about the author, what they are like and what they think of us. Read from your letter or card and ask the kids a couple questions. Whom is the letter from? What is the person who wrote this letter like?

Print the bold Bible questions below on large pieces of paper. Ask the students these questions as a review:

- ◆ What is the Bible? The Bible is a letter from God to us.
 - ◇ God has written each of us a letter called the Bible. God has a message to share with each person here. God loves us and wants us to know Him.
 - ◇ The Bible tells us many things that happened in the past (e.g., how the world was created) and some things that will happen in the future (e.g., He will create a new perfect world).
- ◆ Why did God write the Bible? God gave us His Word so we could know Him.
 - ◇ God's Word tells us some very important things about Him.
 - ◇ God is very different than us in many ways:
 - God is a Spirit
 - God is a Trinity
 - God has no beginning or end
 - God knows everything
- ◆ The Bible also tells us how much God loves us and His good plan for us.
 - ◇ Read 2 Timothy 3:16–17
 - The Bible helps us to know what is true
 - God's Word prepares us to live the best possible life
- ◆ How was the Bible written? God used people to write the Bible.
 - ◇ When God created the Bible, He used people called prophets to write down all of His words. A prophet is someone who hears a message from God and tells that message to others. He guided the prophets while they wrote His words down. We are going to learn more about God each week through reading God's words in the Bible.



JESUS CONNECTION

God calls Jesus “the Word” in John 1:1. God sent His only son, Jesus, to the earth, and He is the living example of His words.

Living LifeWise

As we learn God's truth from the Bible, He will enable us to live life like Jesus did. Each week, I will focus on one quality that God wants to develop in our lives. The more we grow to love and trust Jesus, the more He changes us on the inside and gives us the ability to live out these qualities.

Recap Cards

Starting next week, you will be given a pack of Recap cards that will remind you of each week's Bible lesson and the LifeWise quality we discover in it.

BIBLE STORY REVIEW (5 MIN)

Guess Who? (Older Students)

- ◆ Print off the “Guess Who” pictures before class and put them on the board. Secretly choose one character. Invite the students to guess which person you have chosen by asking yes-or-no questions. Give them some examples of questions they can ask (e.g., *Are they male or female? Were*

they healed by Jesus?) and tell them they may only ask 15 questions per round. Students may not ask if the character's name begins with "J" or ask about a specific name until five questions are left in the round. As the students ask questions, remove any pictures that don't fit with the facts of the secret character (e.g., *If a student asks, "Are they male," and you say, "No," remove all the pictures of males*). If a student can guess the correct answer, allow the student to choose the next character and remove the pictures, while you answer the questions.

- ❖ **Guess Who Characters:** Adam, Eve, Cain, Abel, Noah, Abraham, Isaac, Jacob, Joseph, Moses, Pharaoh, Jeremiah, Ezekiel, Daniel, Shadrach, Meshach and Abednego, Esther, Nehemiah, Ezra, John the Baptist, Jesus, Nicodemus, the Samaritan woman, Zacchaeus, Jesus, Peter, John, Mary, Thomas, Stephen, the paralyzed man, the bleeding woman, the man of Gerasenes, Lazarus, Judas, the Ethiopian official, the Holy Spirit
- ❖ **Possible yes or no questions:** Are they a man? Are they a woman? Did they have to leave their home? Did they obey God? Was he/she a main leader of his/her own people?

Who? What? Where? (Older Students)

- ◆ Use the following game to review the previous year's lessons. Have students guess the mystery person, place and thing by giving them hints. A total of five hints will be given per subject. The sooner a team guesses, the more points they earn. The point system: correct guess on the first try = 5 points; second try = 4 points; third try = 3 points; fourth try = 2 points; fifth try = 1 point.

Tic Tac Toe (Older and Younger Students)

- ◆ Prepare tic tac toe O's and X's that will fit over the Bible lesson question cards. Place nine of the question cards on a board in a 3x3 grid. Students should choose a square and answer the question to put an X or O over it. When a team gets three in a row, they win.

Telephone (Older and Younger Students)

- ◆ Have students form two or more telephone lines. Tell the first student in each line a word or phrase. The student must whisper the same word or phrase to the next student. When the students have whispered the words all the way down the line, have the last student say the words out loud. Remind the students that it is easy for people to misunderstand what someone else said. It is so incredible that God gave His message to 40 different prophets, the message was written down perfectly, just as God said, and that message has continued to stay the same over time. God's Word never changes!

True or False (Older and Younger Students)

- ◆ Before class, cut red and green construction paper into small rectangles, approximately 3x4 inches. Each kid should have one red card and one green card. Explain that you will say a sentence about a Bible story from last semester. If the sentence is true, kids should hold up the green cards. If it is false, they should hold up the red cards.
- ◆ For a more active review, divide the class into two teams. Have one student from each team stand on opposite sides of the room. Place one square of the red (labeled False) and green (labeled True) construction paper in the middle of the room on a chair or desk. Ask the students a question. Students must race to the middle and get the correct color to answer the question.


Bell Race (Older and Younger Students)

- ◆ Place one bell in the middle of the room on a desk or stool. Have two separate teams on opposite ends of the classroom lined up and ready to go. Make a tape mark on the floor for both teams to stand behind. Two students from opposing teams will listen to the teacher read a question and then race to the bell. The student who rings the bell first can give the answer and receive a point for their team.
- ◆ Bell Race Questions:
 - ◇ How long has Jesus been alive? (*Forever*)
 - ◇ How were the prophets able to write God's words down without making a mistake? (*The Holy Spirit told them what to say*)
 - ◇ Name the three persons in the Trinity. (*God the Father, God the Son—Jesus, The Holy Spirit*)
 - ◇ How does God know what the best life for us is? (*He knows everything*)
 - ◇ Who is the author of the Bible? (*God*)
 - ◇ Why did God write the Bible? (*God wants us to know Him*)
 - ◇ What does the Bible tell us about? (*About the past and future*)
 - ◇ God is one God and how many persons? (*Three*)
 - ◇ How long has God been alive? (*Forever*)
 - ◇ Who wrote down God's words? (*The prophets*)
 - ◇ How much does God know? (*Everything*)
 - ◇ What can we learn from the Bible? (*What is true, how to live the best possible life, God's plan*)
 - ◇ Who is "The Word"? (*Jesus, God's son*)

Raft Review (Older and Younger Students)

- ◆ Use masking tape to make two outlines of large rafts on the floor. Tape a large letter A in the first raft and B in the second raft. Ask a Bible review question from the previous year's curriculum and have the students "swim" to the raft they think is correct and sit inside it.

Prayer & Requests (3–5 min)




RAHAB



SOLOMON



JACOB



DAVID



ABRAHAM



RUTH

Guess Who

Instructions: Print and cut apart. Use as directed in the leader guide.
SL 7 Review Lesson | Years 1-5

**DO
NOT
DISTRIBUTE

FOR
REVIEW
ONLY**

DO
NOT
DISTRIBUTE
FOR
REVIEW
ONLY



MARY

**DO
NOT
DISTRIBUTE

FOR
REVIEW
ONLY**



SPECIAL LESSON 2: HOPE

THE ANGEL SPOKE TO ZECHARIAH AND MARY

Luke 1:5-80



THE ANGEL SPOKE TO ZECHARIAH AND MARY

- ◆ Luke 1:5-80
- ◆ Big Picture Q&A: Why was Jesus born? Jesus was born to rescue us from sin.
- ◆ Key Passage: Matthew 1:21 – She will give birth to a son, and you are to name Him Jesus, because He will save His people from their sins.



JESUS CONNECTION

The baby Jesus fulfilled many Old Testament prophecies about the coming Savior. Through His life, death and resurrection, Jesus fulfilled God's plan of redemption that God planned before the world began.



LIFEWISE QUALITY

HOPE – Expecting God will do what is best in every situation.

LEADER BIBLE STUDY

People had been waiting a long time for Jesus. God hinted at His coming in the garden of Eden when He promised a seed to conquer the serpent (Gen. 3:15). The prophets told of His coming hundreds of years before His birth. God was working out His plan to bring His people back to Himself.

After God spoke to the prophet Malachi, He was silent for 400 years. God's people, the Jews, continued to wait, expecting God to send the Messiah to them.

And then, one day, God did speak to His people. In the Bible, God sometimes used angels to communicate His message (Genesis 18; Numbers 22), and God broke 400 years of silence by sending the angel Gabriel to tell Zechariah that God would do the impossible for him. Zechariah and his wife, Elizabeth, would have a son. Their son wouldn't be just any boy, but a prophet who would prepare the way for the Messiah. Soon after this, Mary also received a visit from Gabriel who announced the birth of God's promised Messiah.

Gabriel's announcements surprised both Zechariah and Mary, but they had very different responses to the good news. Zechariah, a priest, thought God's good news was too good to be true and doubted. In contrast, Mary, a humble young girl, believed it would happen and asked Gabriel how God would perform this miracle. And both of them saw God's promises fulfilled. By His grace, God chose both Zechariah & Elizabeth and Mary & Joseph to play a key role as God unfolded His plan of salvation.

The angel's message to Mary revealed much about the promised child. First, He would be great in both being and nature. He would be the Son of the Most High. Jesus is the Son of God, and God promised to give Him the throne of His father David. These words fulfilled the prophecy given to David in 2 Samuel 7:12-16. He would reign over the house of Jacob forever. His kingdom would have no end.

The good news that Jesus was coming into the world was good news because of why He was coming. An angel revealed Jesus' purpose to Joseph in Matthew 1:21, "He will save His people from their sins." The gospel is the good news of what God has done for us through Christ.

The announcement of Jesus' birth is not the beginning of the gospel; God had been planning for this moment since before the beginning of time (Eph. 1:3–10). Help the kids you teach understand that God's plan has always been to save sinners and bring them back to Himself. Jesus, whose name means "Yahweh saves," is the culmination of that plan.

BIBLE TIMELINE & REVIEW (3 MIN)

Seven hundred years before Jesus' birth, God gave the prophet Isaiah a wonderful message for his people. A Messiah was coming—someone who would save the people from their sin. Throughout the Old Testament, God told His people through the prophets, "One day, I will send Him to you." God's people understood that a Messiah was coming, but they did not know when He would come or who He would be. In today's Bible story, we will learn about God sending an angel with four special announcements to share that God was finally acting on His plan to bring salvation to the people.

SESSION STARTERS (5-10 MIN)

Christmas Name Search (Older Students)

- ♦ Write the names *Mary, Joseph, Jesus, Zechariah, Gabriel and Elizabeth* on a piece of paper. Cut apart the letters and mix up each set. Form teams and give each team a set of letters. Challenge students to use the letters to unscramble six names from the Bible. After a few minutes, allow teams to open their Bibles to Luke 1 and scan the chapter for possible names. Review names to see which ones each team found correctly.
- ♦ Each of these people had a special role to play in the big picture of God's story. In today's Bible story, God had important messages to communicate to some of these people about their part in His plan.

Prophecy Pass (Older and Younger Students)

- ♦ Guide kids to sit in a circle. I am going to whisper a secret message into the ear of [*name of kid to your right*]. Then, we will keep passing the message around the circle. You may only whisper the message once, so speak clearly. Use the secret message: "Jesus was born to be God's promised Savior." When the message reaches the last person in the circle, invite him to announce the message to the group.
- ♦ God spoke through many prophets that He would send a Savior. Sometimes, people listened to their message. Sometimes, they forgot it. Often, they didn't understand. Our Bible story today is about some wise men who understood the prophecies. Listen to find out what they did because of what they believed about God's promised Savior.

Thumbs-Up Great News (Younger Students)

- ♦ Explain that you are going to read a few scenarios to the kids. Kids will give a thumbs-up if the news is good news. Kids will give a thumbs-down if it is not good news.
 - ❖ Your sister fell and broke her arm.
 - ❖ Your dad announces a surprise trip to the beach.

- ◇ You made an A+ on your spelling test.
 - ◇ Your grandma is coming for a visit.
 - ◇ It snowed three feet last night and school is canceled.
 - ◇ You have to wash the dishes.
 - ◇ You have to do math homework.
 - ◇ You won free tickets to the Super Bowl.
- ◆ We all know good news when we hear it. Gabriel delivered good news to Zechariah and Elizabeth. The fact that God's promised Savior was coming was the best news ever told.
-

KEY PASSAGE ACTIVITY/BIG PICTURE Q&A (5 MIN)

Matthew 1:21

She will give birth to a son, and you are to name Him Jesus, because He will save His people from their sins.

Motions

- ◆ Teach motions to the Bible verse. Have the students echo you to learn the verse and the motions.

Big Picture Q&A

Q: Why was Jesus born?

A: Jesus was born to rescue us from sin.

BIBLE STORY (10 MIN)

The Angel Spoke to Zechariah and Mary | Luke 1:5-80

[The Gospel Project video that goes with this Bible story only covers the story of Mary, Joseph and the shepherds. The story of Zechariah has been added in the beginning to give students a fuller picture of the Christmas story.]

One day, God sent an angel named Gabriel to visit a priest named **Zechariah**. Zechariah was serving at the temple in Jerusalem. **Zechariah and his wife, Elizabeth, loved God and were careful to obey Him,** but they had no children and were both very old. **One day,** Zechariah was chosen to go into the temple and burn incense on the altar, while others gathered to pray outside. **The angel appeared to him, and when Zechariah saw Gabriel, he was very afraid.**

The angel said to Zechariah: "Don't be afraid. Your prayer has been heard. **Your wife, Elizabeth, will have a son, and you are to name him John.** He will fill you with joy, and many people will be glad because of his birth. **John will help many people turn to God and prepare them for the Savior's coming."**

Zechariah asked the angel, "How can I be sure this will happen? My wife and I are too old to have children."

The angel answered, "I am Gabriel, and God has sent me to tell you this good news. You will now be silent and unable to speak until the day this happens because you did not believe my words.

Those gathered outside wondered why Zechariah stayed so long in the temple. **When Zechariah came outside, he could not speak to them. They realized God had spoken to him in the temple, because he kept making motions to explain.**

After Zechariah finished serving at the temple, he went home. After this, his wife, Elizabeth, became pregnant.

Later, God sent an angel named Gabriel to a town called Nazareth. The angel went to visit a young virgin named **Mary. She was engaged to be married to Joseph**, a descendant of King David.

The angel said to Mary, “Rejoice! You have found favor with God. He is with you.” Mary was very afraid and puzzled. Why would God find favor with her? She had done nothing special.

“Do not be afraid,” the angel said. Then, he told Mary that she was going to have a very special and unique baby, and they would call the baby Jesus, which means “the Lord saves.” The angel explained that the baby would be great—He would be God’s Son! He would even be a king—the king God had promised would come.

Mary asked the angel, “How can this happen? I am not married yet.”

The angel replied, “God will be the father of the baby. The baby will be God’s Son.” Then, the angel told Mary, “Nothing is impossible with God!” He said that Mary’s relative Elizabeth was pregnant, even though she was old and did not have any children.

“May everything happen just as you said,” Mary replied. Then, the angel left her.

Mary hurried to her relative Elizabeth’s house, in Judea. When she arrived, the baby inside Elizabeth leaped for joy! The Holy Spirit filled Elizabeth, and she said, “What an honor, Mary! Your baby will be blessed too!”

Mary was so happy. She praised God with a song about how great God is. Mary knew every family in the future would say she was blessed because God was going to do great things for her through Jesus. **God was keeping His promise to bless the whole world through Jesus.**

Mary stayed with Elizabeth for three months. Then, she went home.

Elizabeth gave birth to a son, and everyone shared her joy. On the eighth day after the baby was born, they named him. Elizabeth and John’s family wanted to name the baby Zechariah, after his father, but **Elizabeth said, “No. He must be named John.”**

They motioned to Zechariah to ask what he would like to name his son. Zechariah still could not speak, so he wrote, “His name is John.”

Immediately, Zechariah’s mouth was healed and he began praising God. The Holy Spirit filled Zechariah and he said, “God has come to save His people, and He has raised up a redeemer from the family line of David. He will keep His promise to Abraham. God will send the Messiah to rescue us from our enemies and help us to become right with God. John will become a prophet of God. He will prepare the way for the Messiah by teaching the people how to be saved from sin.” All throughout the hill country of Judea, people talked about these things and wondered what John would become, because God was with him.



JESUS CONNECTION

The baby Jesus fulfilled many Old Testament prophecies about the coming Savior. Through His life, death and resurrection, Jesus fulfilled God's plan of redemption that God planned before the world began.

LIFEWISE QUALITY (3–4 MIN)

HOPE – Expecting God will do what is best in every situation.

Living LifeWise

Because Jesus was born, I can have hope in every situation.

Character Connection

Hope has to do with what we expect. We lose hope when we no longer expect things to turn out the way we thought they would. We have hope as long as we still expect to get the outcome we've been promised. And the one thing that makes all the difference between the two is who makes the promise.

Anyone can make a promise, but we won't always have hope that every promise will come true. Coaches, teachers, even our parents can't always make sure that things turn out as they said they would. But God can. Every single thing He ever said would happen has happened. Most importantly, He promised for thousands of years that, at just the right time, a savior would be born, and Jesus was born.

We celebrate hope at Christmas because God sent Jesus to Earth. Even better, Jesus being born gives us hope for all the other promises God has made. He's promised to always be with us. He's promised that Jesus' death on the cross means we can be forgiven. He's promised that someday we will live with Him in Heaven forever. He will never fail us, so we can live with hope.

BIBLE STORY REVIEW (5 MIN)

- ◆ Why did Zechariah go into the temple?
To burn incense at the altar, Luke 1:9–10
- ◆ What good news did Gabriel give Zechariah?
His wife, Elizabeth, would have a son, Luke 1:13
- ◆ What did Gabriel say John would do one day?
Prepare the people for the Savior, Luke 1:17
- ◆ What happened to Zechariah because he did not believe Gabriel's message?
He could no longer speak, Luke 1:20
- ◆ Who did the angel say Mary's baby would be?
God's son, Luke 1:32
- ◆ According to Gabriel, why should Mary not be afraid?
She had found favor with God, Luke 1:30

- ◆ Why did Mary visit Elizabeth?

To confirm that Gabriel's message was true, Luke 1:36

- ◆ What happened when Mary arrived at Zechariah and Elizabeth's house?

Elizabeth's baby jumped inside her for joy and Elizabeth was filled with the Holy Spirit, Luke 1:41–42

- ◆ What happened when Zechariah named his son John?

He was able to speak again, Luke 1:63–64

REINFORCEMENT ACTIVITIES (5-10 MIN)

Act It Out (Older and Younger Students)

- ◆ Provide Bible times costumes (or large shirts with cloth belts) for kids to use as they act out the Bible story as you read it to them. Use a baby doll for baby John. Choose volunteers to play the parts of Zechariah, Gabriel, Elizabeth and Mary, the people praying outside the temple and the family that comes to Zechariah and Elizabeth's home. Instruct volunteers to move to the front of the room where they will act out the Bible story. Summarize Luke 1:5–80 while students act the story out.

Nearly Impossible (Older and Younger Students)

- ◆ Position pieces of construction paper in two different colors in a 4-by-4 grid on the floor. Divide class into 2–4 groups. Give the first group a few coins. Indicate which side is heads and which is tails. Kids will stand around the grid, about five feet away, and toss the coins onto the paper. Tell them that all the coins that land on one color of paper should be heads, and all the coins that land on the other color should be tails. When all the coins are tossed, check them. If any of the coins have not landed as instructed, kids may try again. Play until each group has had a turn. Kids may get frustrated if the coins do not all land correctly.
- ◆ Did that game seem impossible to you? The probability of all the coins landing correctly is very low, but it's not impossible. Today, we heard about something God did that was impossible—except for Him. Nothing is impossible for God! All of the Old Testament prophecies about Jesus' birth were coming true, and God chose Elizabeth and Mary to be part of that plan by giving birth to two special babies—John and Jesus—even though it wasn't physically possible.

Musical Numbers (Older and Younger Students)

- ◆ Put strips of masking tape down on the floor in a circle, numbering each piece of masking tape from the number 1 up to the number of students you will have. Prepare numbered papers with the same number on them and place them in a cup or bowl. Instruct students to stand on a piece of tape and walk in a clockwise direction around the circle while you play Christmas music. Randomly pause the music. Draw a number out of the cup. Ask whoever is standing on the number a question from the story.

Activity Pages & Recap Cards (5–10 min) (For in-class or take-home use)

- ◆ The Angel's Code (Older Students)
- ◆ Be the Artist (Older Students)
- ◆ Word Search (Younger Students)

♦ Vowel Swap (Younger Students)

Prayer & Requests (3–5 min)

Father, we thank You that You always had a plan to save us from our sin. From the beginning, You promised to send a rescuer. Thank You for Your Son, Jesus. Thank You that You always keep Your promises. We love You, Lord! We thank You that You knew we could never defeat sin on our own. We thank You that because we couldn't save ourselves, You planned to send Jesus to rescue us from sin. Please change our hearts to trust in Him as Lord and Savior. Please turn our hearts to worship the One who deserves all of our worship. Help us to worship Jesus! Amen.

DO
NOT
DISTRIBUTE

FOR
REVIEW
ONLY

**DO
NOT
DISTRIBUTE

FOR
REVIEW
ONLY**

What is the most surprising news you have ever heard? How did it make you feel?

FOR REVIEW ONLY

FAMILY DISCUSSION STARTERS

- How do you think Mary and Joseph felt when they heard they would be Jesus' parents?
- Who told Mary and Joseph about God's plan?
- Whom could you tell about Jesus' birth?



ANGELS SPOKE TO MARY AND JOSEPH

LUKE 1:26-56

God announced the birth of the promised Savior.

One day, God sent an angel named Gabriel to visit Mary. She was engaged to be married to Joseph. The angel said to Mary, "Rejoice! You have found favor with God." Mary was very afraid and puzzled.

"Do not be afraid," the angel said. Then, he told Mary that she was going to have a very special and unique baby, and they would call the baby Jesus, which means "the Lord saves."

Mary asked the angel, "How can that happen? I am not married yet."

The angel replied, "God will be the father of the baby. The baby will be God's Son." Then, the angel told Mary, "Nothing will be impossible with God!"

"May everything happen just as you said," Mary replied.

Mary hurried to her relative Elizabeth's house. When she arrived, the baby inside Elizabeth leaped for joy!

Mary praised God with a song about how great God is. God was keeping His promise to bless the whole world through Jesus.

Mary stayed with Elizabeth for three months. Then, she went home.

Now, Joseph found out Mary was going to have a baby, but Joseph knew it was not his baby. Joseph decided to quietly break his engagement with Mary.

Soon after Joseph thought these things, an angel appeared to him in a dream. "Joseph!" the angel said. "Don't be afraid to take Mary as your wife, because the baby she is carrying was put there by the Holy Spirit. Name Him Jesus because He is going to save His people from their sins!"

When Joseph woke up, he did exactly as the angel commanded. He married Mary, and when she had a son, Joseph named Him Jesus.

Jesus Connection: The baby Jesus fulfilled Isaiah's prophecy, as well as other Old Testament prophecies, about the coming Savior. Through His life, death and resurrection, Jesus fulfilled God's plan of redemption that God planned before the world began.


Key Passage: Matthew 1:21 – She will give birth to a son, and you are to name Him Jesus, because He will save His people from their sins.

**DO
NOT
DISTRIBUTE

FOR
REVIEW
ONLY**

BE THE ARTIST

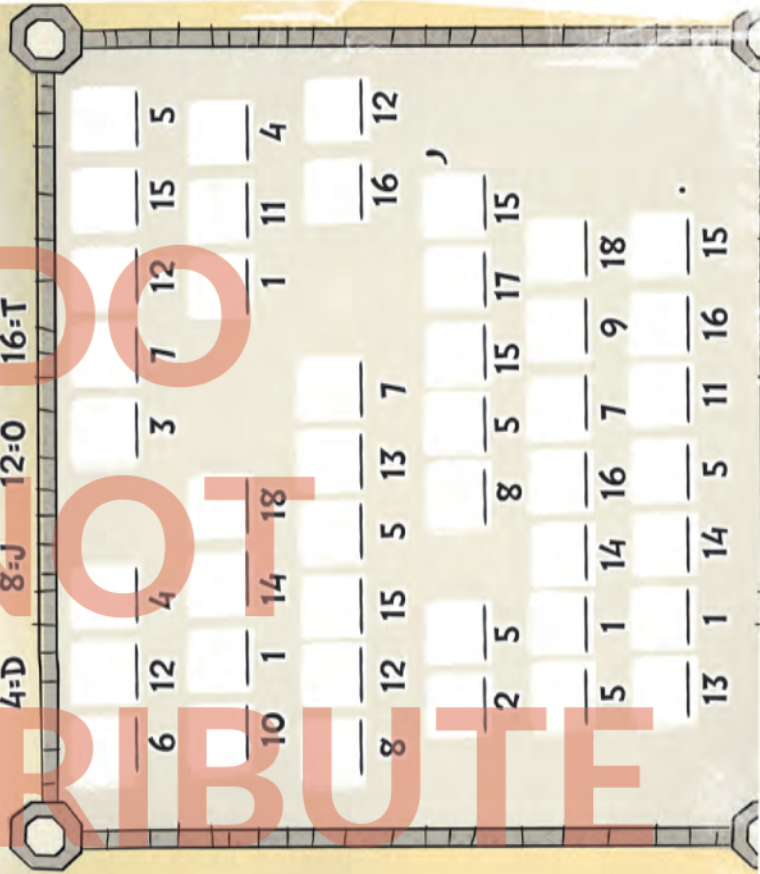
This Bible story picture is missing a lot of pieces! Can you fix it? Draw in the missing parts.



SECRET MESSAGE

Use the key to decode the secret message.

1=A	5=E	9=L	13=P
2=B	6=G	10=M	14=R
3=C	7=H	11=N	15=S
4=D	8=J	12=O	16=T



**DO
NOT
DISTRIBUTE

FOR
REVIEW
ONLY**

THE ANGEL'S CODE


Use the code to decipher the message from the angel.

DISCOLI

N _ _ NG W

BE MP BE

W _ _ D.



THE OTHER HALF

Finish the picture by drawing in the other half.
Who did the angel say was going to be the
mother of God's Son?

**DO
NOT
DISTRIBUTE

FOR
REVIEW
ONLY**



WORD SEARCH

INSTRUCTIONS: Circle the words in the word search below.

S E F V I S I T G P
Y M L P I O F Y N A
E A N G E L Y K Y R
R W E O N J R S E
F Y B Y H M O K L G T
U G N L K Y S I G U S
F B N I K J E S A D G
L P I M H R P A X H K
J L V A T D H I L V
P I M F R E H I L V

WORD LIST

JESUS
MARY

JOSEPH
ANGEL
PARENTS

FAMILY
VISIT

KEY PASSAGE:

Matthew 1:21 – She will give birth to a son, and you are to name Him Jesus, because He will save His people from their sin.

BIG PICTURE QUESTION:

- Why was Jesus born? Jesus was born to rescue us from sin.

BIBLE STORY: ANGELS SPOKE TO

MARY AND JOSEPH

- An angel told Mary that God had chosen her to be Jesus' mother.
- An angel told Joseph in a dream that Jesus, God's Son, would rescue people from sin.

FAMILY DISCUSSION STARTERS:

- How do you think Mary and Joseph felt when they heard they would be Jesus' parents?
- Who told Mary and Joseph about God's plan?
- Whom could you tell about Jesus' birth?

FAMILY ACTIVITY:

- Read the Bible story to your kids as they act out the story. Remind your kids that Mary and Joseph were real people who lived long ago.
- Take it further: Use an advent calendar or wreath to count down to Christmas. Talk about how God's people had waited for the Messiah.

The Angel Spoke to Zechariah and Mary
SL 2 | HOPE

**DO
NOT
DISTRIBUTE**

**FOR
REVIEW
ONLY**



KEY PASSAGE:

Matthew 1:21 – She will give birth to a son, and you are to name Him Jesus, because He will save His people from their sin.

BIG PICTURE QUESTION:

- Why was Jesus born? Jesus was born to rescue us from sin.

BIBLE STORY:

ANGELS SPOKE TO MARY AND
JOSEPH

- An angel told Mary that she would be Jesus' mother.
- She visited her cousin, whose baby jumped in her belly!
- God gave Joseph a dream explaining that Mary's baby was from God.
- Joseph obeyed God and became Mary's husband.


FAMILY DISCUSSION STARTERS:

- How do you think it felt to be Mary or Joseph?
- Why is Jesus' earthly family important?
- What about being Jesus' earthly family would be hard? What might be easy?

FAMILY ACTIVITY:

- Celebrate Advent with your family. Find instructions for making an Advent wreath and read through a devotional. Light the appropriate candles and sing carols together.

The Angel Spoke to Zechariah and Mary
SL 2 | HOPE



**DO
NOT
DISTRIBUTE**

**FOR
REVIEW
ONLY**



GOD CHOSE MARY AND JOSEPH TO BE
THE EARTHLY PARENTS OF JESUS.

LIFEWISE
ACADEMY

POWERED BY THE GOSPEL PROJECT

SL 2 Angel Spoke to Zechariah and Mary | HOPE

**DO
NOT
DISTRIBUTE**

**FOR
REVIEW
ONLY**



SPECIAL LESSON 3: HOPE

THE SAVIOR WAS BORN

Matthew 1:18-24; Luke 2:1-20



THE SAVIOR WAS BORN

- ♦ Matthew 1:18-24; Luke 2:1-20
- ♦ Big Picture Q&A: Why was Jesus born? Jesus was born to rescue us from sin.
- ♦ Key Passage: Matthew 1:21 – She will give birth to a son, and you are to name Him Jesus, because He will save His people from their sins.



JESUS CONNECTION

The birth of Jesus was good news! Jesus was not an ordinary baby. He was God's Son, sent to Earth from Heaven. Jesus came into the world to save people from their sins and to be their King.



LIFEWISE QUALITY

HOPE – Expecting God will do what is best in every situation.

LEADER BIBLE STUDY

Do you think it was just by chance that Caesar Augustus called for a census? Did it just so happen that Mary and Joseph were traveling to Bethlehem—the very place the Messiah was prophesied to be born (Micah 5:2)? God is in control of all things, which He showed by using a pagan emperor to bring about His plan.

After Jesus was born, Mary laid Him in a manger. A king in a manger! It was so unlikely. But Jesus was no ordinary baby. He was God's Son, sent in the most humble of positions “not to be served, but to serve, and to give His life—a ransom for many” (Matt. 20:28).

Imagine the shepherds' surprise when an angel of the Lord suddenly appeared. The Bible says that they were terrified! But the angel said to them, “Don't be afraid, for look, I proclaim to you good news of great joy that will be for all the people: Today, a Savior, who is Messiah the Lord, was born for you in the city of David” (Luke 2:10-11).

What a relief! This angel had come to bring good news. First, he proclaimed a Savior. The people of Israel were well aware of their need for a Savior. They made sacrifices daily to atone for their sin. Finally, a Savior had come who would be the perfect sacrifice for sin, once and for all.

Jesus was also Messiah the Lord. The word Messiah means “anointed one,” especially a king. The Deliverer and Redeemer would be King over His people. And this was all happening in Bethlehem, the city of David—just as the prophet Micah said.

This is the best news ever! An army of angels appeared, praising God and saying: “Glory to God in the highest Heaven, and peace on Earth to people He favors” (Luke 2:14). The purpose of Jesus' birth was

twofold: to bring glory to God and to make peace between God and those who trust in Jesus' death and resurrection.

BIBLE TIMELINE & REVIEW (3 MIN)

In our last story, we learned that God sent good news to both Zechariah and Mary. Who delivered this message? (*The angel Gabriel.*) What good news was given to Zechariah? (*His wife, Elizabeth, would have a son named John.*) Why didn't Zechariah believe this good news at first? (*He and Elizabeth were too old to have children.*) What good news was given to Mary? (*She would become pregnant with the Savior.*) How did the angel tell Mary this would happen? (*God would create a child within her through the power of the Holy Spirit.*) In today's Bible story, we will learn why Joseph and Mary had to travel 90 miles from their home in Nazareth all the way to the town of Bethlehem before Jesus was born.

SESSION STARTERS (5-10 MIN)

Whom Would You Choose? (Older Students)

- ◆ Invite kids to answer the following questions. Discuss why each kid chose the person they chose:
 - ◆ If you were the captain of the football team, whom would you choose to be your quarterback?
 - ◆ If you were the president, whom would you choose to be your vice president?
 - ◆ If you were going to an amusement park, whom would you choose to go with you?
 - ◆ If you could go skydiving with anyone, whom would you choose to jump with you?
- ◆ Those were some great reasons to choose each person. There's a lot to consider when picking a person to do a job. Today, we will learn that God chose Mary and Joseph to be Jesus' earthly parents.

Brown Gift Bag (Older Students)

- ◆ Before class, place a few pieces of candy in a small box and wrap it with plain brown paper. Then, take a few pebbles and place them in a colorful gift bag with tissue paper. Invite kids to speculate what they think might be in each of the gifts. Choose a volunteer to choose a gift to open. If he chooses the bag with the rocks, allow a second kid to open the other gift. Then, give a few pieces of candy to each kid.
- ◆ It is tempting to choose a gift based on how it looks. God doesn't work that way. We tend to look at the way things look on the outside, but God looks at what is in our hearts. God chose unlikely people to be the earthly parents of His Son.

Road Trip (Older and Younger Students)

- ◆ Lead kids to sit in a circle. Have you ever been on a road trip or in an airplane? What things did you take with you? How long were you in the car or plane? [Allow kids to respond.] Imagine we are going on a road trip and you have to pack a few things to take with you. I'll start. I am going on a road trip, and I'm going to take [name an item]. Point to the next player in the circle. Prompt her to say, "I am going on a road trip, and I'm going to take ..." Then, she will name a new item as well as the item you named. Continue around the circle. Each player will add a new item and repeat the previous items.

- ◆ In our Bible story today, Mary and Joseph had to take a very long road trip on a donkey while Mary was pregnant with Jesus. Listen to the Bible story to find out where they traveled and why.

No Room in the Inn (Older and Younger Students)

- ◆ Use tape to create shapes of various sizes on the floor. Make sure some are too small for your entire group. Challenge kids to see how many people they can fit into each shape.
- ◆ Were you all able to fit into any of the shapes? How did you feel when there was no room for you? Today's Bible story is about when Jesus was born. Mary and Joseph traveled to Bethlehem, and the time came for Mary to have her baby. But there was no place for them to stay! Mary must have felt afraid, but God had a great plan for her. Mary was the mother of Jesus, God's Son!

Gift Bag Guessing (Younger Students)

- ◆ Before the session, place three or four common objects in separate gift bags and cover the objects with tissue paper. Set the bags in the middle of the room and guide the class to stand in a circle. Choose a player to select one bag and begin passing it around the circle. At any time, the player who selected the bag may shout, "Stop!" The player holding the bag should reach inside, feel the item and describe it to the group. The first player to guess what the item is may select the next bag. Collect the used bags and objects after each round.
- ◆ Were you surprised by the gift in the bag? In today's Bible story, some shepherds were very surprised when they heard that there was a gift waiting for them nearby.

No Room! (Younger Students)

- ◆ Tell the class that an inn is a place where people pay to stay overnight, similar to a hotel. Blindfold a volunteer who will be the innkeeper. Point to one student (the traveler) who will approach the innkeeper and say (in a disguised voice), "Do you have any room?" The innkeeper should respond, "No room in the inn, [guess name of traveler]." If she guesses correctly, a new volunteer becomes the innkeeper.
- ◆ In the Bible story today, Mary and Joseph were looking for a place to stay. Listen closely to find out what happened.

KEY PASSAGE ACTIVITY/BIG PICTURE Q&A (5 MIN)

Matthew 1:21

She will give birth to a son, and you are to name Him Jesus, because He will save His people from their sins.

Ornament Unscramble (Older and Younger Students)

- ◆ Display the key passage poster. Recite the key passage together two times as a large group. Write each word of the key passage on plastic or paper ornaments with hangers. Have two kids hold the ends of a string stretched across the room. Distribute the ornaments. If your group is large, make multiple sets. Challenge kids to hang the ornaments on the string in the correct order to complete the passage. Recite the passage as a group. For an added challenge, have one volunteer close his eyes. Remove several ornaments from the line. Let the volunteer open his eyes and recite the key passage and fill in the missing words. Repeat the challenge with several kids and remove more ornaments to increase the difficulty of the challenge.

Stocking Pass (Older and Younger Students)

- ♦ Write the words of the key passage on several small pieces of paper. Fold up the pieces of paper and put them in a Christmas stocking. Have students take turns reaching into the stocking and grabbing a piece of paper. Have them unfold the paper and place it on the table. Keep this going until there are no more pieces of paper in the stocking. Once all of the papers are on the table, help the kids put them in the right order, then read the verse aloud.
- ♦ Who can tell me what the word *redeem* means? To *redeem* means to exchange or buy back. Have you ever been to an arcade and redeemed your tokens to get a prize? That's this word. Our key passage says that Jesus came to make an exchange. We deserved to die for our sin, but Jesus—who never sinned—took our punishment so that we could be forgiven of our sins and have life with Him forever.

Funny Voice (Older and Younger Students)

- ♦ Have the student echo you to learn the verse “shiver-style.” Have students pretend to shiver, as if they are cold, while repeating the verse. When the students have the verse down, lead them in a funny voice such as “shiver-style.”

Big Picture Q&A

Q: Why was Jesus born?

A: Jesus was born to rescue us from sin.

BIBLE STORY (10 MIN)

The Savior Was Born | Matthew 1:18–24; Luke 2:1–20

Now, Joseph found out Mary was going to have a baby, but Joseph knew it was not his baby—Mary and Joseph were not married yet! Joseph decided to quietly break his engagement with Mary so she would not be publicly disgraced. Soon after Joseph thought these things, an angel appeared to him in a dream.

“Joseph!” the angel said. “Don’t be afraid to take Mary as your wife, because the baby she is carrying was put there by the Holy Spirit. Mary is going to have a son; name Him Jesus because He is going to save His people from their sins!”

This happened just like the prophet said it would: “See, the virgin will become pregnant and give birth to a son, and they will name Him Immanuel,” which is translated “God with us.”

When Joseph woke up, he did exactly as the angel commanded. He married Mary, and when she had a son, Joseph named Him Jesus.

During the time Mary was pregnant with baby Jesus, the Roman emperor, Caesar Augustus, announced that everyone needed to be registered for a census. Every person traveled to the town where his family was from. Since Joseph was a descendant of King David, he and Mary left their home in Nazareth and traveled to Bethlehem, the city of David.

While they were there, the time came for Mary to have her baby. Mary and Joseph looked for a safe place for Mary to have her baby, but every place was full because of all the people who were in town to be counted.

So, Mary and Joseph found a place where animals were kept, and that is where Mary had her baby. She wrapped baby Jesus snugly in cloth, and she laid Him in a feeding trough.

In the same region, some shepherds were staying out in the fields and watching their sheep to protect them from thieves and predators. All of a sudden, an angel of the Lord stood before them. A bright light shone around the shepherds, and they were terrified!

But the angel said to them, "Do not be afraid! I have very good news for you: Today, a Savior, who is Messiah the Lord, was born for you in the city of David." Then, the angel said, "You will find a baby wrapped snugly in cloth and lying in a feeding trough." A king in a feeding trough? That was no place for a king!

All of a sudden, many angels appeared, praising God and saying, "Glory to God in the highest heaven, and peace on earth to people He favors!"

So the shepherds went straight to Bethlehem to find Baby Jesus. They found Mary and Joseph, and the baby who was lying in the feeding trough. The shepherds went and told others about the baby Jesus. Everyone who heard about Jesus was surprised and amazed. Mary thought about everything that was happening and tried to understand it.

The shepherds returned to their fields, praising God because everything had happened just as the angel had said.

JESUS CONNECTION



The birth of Jesus was good news! Jesus was not an ordinary baby. He was God's Son, sent to Earth from Heaven. Jesus came into the world to save people from their sins and to be their King.

LIFEWISE QUALITY (3-4 MIN)

HOPE – Expecting God will do what is best in every situation.

Living LifeWise

Because Jesus was born, I can have hope in every situation.

Character Connection

Hope means believing that things will get better, or end well, even though you're still playing. It's the football team that's down by two touchdowns but, with 10 minutes on the clock, knows there's time for them to win. Or when you could still get the present you really want because the last gift is waiting to be unwrapped (or maybe it is still in the mail!).

And while football games, or presents teach us what hope feels like, Jesus is the real hope for our lives. In all the big and little disappointments of life, we have the promise that Jesus has come and has promised to make everything right in the end. He is going to come again to be our King forever. So, whether or not we lose the game, get the present or face really hard things in life, Jesus is our hope that at the end, He's going to provide the very best outcome—a life in Heaven with Him.

BIBLE STORY REVIEW (5 MIN)

- ◆ What name did the angel tell Mary and Joseph to give their son?
Jesus, Luke 1:31
- ◆ Where did Mary and Joseph live when they found out they would be the parents of Jesus?
Nazareth, Luke 1:26
- ◆ Why did Joseph and Mary travel to the town of Bethlehem?
The emperor ordered that each man and his family travel to the place of their birth to be counted in a census, Luke 2:1-5
- ◆ What is a census?
A census is a count of all the people who live in a certain place
- ◆ Why did Mary put Jesus in a manger?
There was no room for them in an inn, Luke 2:7
- ◆ What is a manger?
A manger is a wide bucket or box for animals' food
- ◆ Who were the first ones to hear the news of the Savior's birth?
The shepherds, Luke 2: 11
- ◆ Who told the shepherds where to find the Savior?
An angel, Luke 2:9-12
- ◆ What did the shepherds do when the angels left?
They hurried to find Jesus, Luke 2:15-16
- ◆ What did the shepherds do after they went to visit Jesus?
Shared the good news, Luke 2:16

REINFORCEMENT ACTIVITIES (5-10 MIN)

Who Did That? (Older and Younger Students)

- ◆ I am going to say statements from the Bible story. If you think that I'm speaking about Mary, I want you to pretend to rock a baby. If you think I'm speaking about Joseph, I want you to fold your hands under your head as if you are sleeping.
- ◆ Bible story review statements:
 - ◇ The angel appeared when this person was awake. (Mary)
 - ◇ The angel spoke to this person in a dream. (Joseph)
 - ◇ This person was told she was going to be the mother of God's Son. (Mary)
 - ◇ This person was told to marry Mary. (Joseph)
 - ◇ The angel told this person to name the baby Jesus. (Both)

- ✧ This person went to visit Elizabeth. (*Mary*)
- ✧ This person was a descendant of King David. (*Joseph*)

Who Said It? (Older and Younger Students)

- ◆ Prepare two baskets with props to represent each person from the Bible story: Mary, Joseph, Gabriel and Elizabeth. Form two teams. Invite one player from each team to stand at the front of the room facing each other. Place a prepared basket next to each player. Read one of the following statements. The first player to correctly identify who might have spoken those words by taking the prop wins that round for his team. Those two players return to their seats and the next players from each team come to the front for the next round. The team with the most points wins.
- ◆ **Quotes:**
 - ✧ “Don’t be afraid to take Mary as your wife, because the baby she is carrying was put there by the Holy Spirit.” (*Gabriel*)
 - ✧ “What an honor, Mary! Your baby will be blessed too!” (*Elizabeth*)
 - ✧ “Nothing will be impossible with God!” (*Gabriel*)
 - ✧ “How can that happen? I am not married yet.” (*Mary*)
 - ✧ “The baby will be God’s Son.” (*Gabriel*)
 - ✧ “I belong to God. May everything happen just as you said.” (*Mary*)
 - ✧ “I will marry Mary.” (*Joseph*)
 - ✧ “Mary is going to have a son; name Him Jesus because He is going to save His people from their sins!” (*Gabriel*)
 - ✧ “I will go stay with my relative Elizabeth for three months.” (*Mary*)
 - ✧ “Elizabeth in her old age has also conceived a son.” (*Gabriel*)
- ◆ God sent His special messenger, Gabriel, to deliver amazing news to Mary and Joseph. God chose Mary and Joseph to be the earthly parents of Jesus.

Fingerprint Nativity Scene (Older and Younger Students)

- ◆ Provide various colors of washable ink pads and prompt kids to illustrate the Bible story. Kids may use their fingerprints to outline a stable, a manger, people’s faces and bodies, etc. Suggest kids use markers to sketch details such as eyes and smiles.
- ◆ What was so unusual about Jesus’ birth? God sent Jesus to save people from their sins and to be their King. You might expect a king to be born somewhere a little more important or clean than a stable. You might expect the news to go out first to all of the important leaders. But Jesus was born in Bethlehem, and the angels appeared first to a group of shepherds. He left behind the glory of Heaven to come to Earth as *Immanuel*, “God with us.”

Nativity Ornament (Older and Younger Students)

- ◆ Give each kid four craft sticks and a sheet of heavyweight paper. Show the kids how to glue the sticks to the paper in a house shape. Then, instruct the kids to draw Mary, Joseph, baby Jesus and shepherds in the stable. Help them cut around the craft sticks so they make a frame. Help kids write the big picture question and answer on the back and glue a loop of ribbon or string to the tip of the roof. Encourage the kids to give the ornament to a friend or family member who hasn’t trusted Jesus for salvation.

Boys vs. Girls Snow Trivia (Older and Younger Students)

- ♦ At the front of the room, set up two clear bowls, one for each team, and one large bucket filled with “snow” (salt, sugar, etc.). Form two groups: boys and girls. Guide students to open their Bibles. Boys should turn to Matthew 1:18–24 and girls to Luke 1. Alternate asking each team a multiple-choice question. Teams should work together and may use their Bibles to come up with the answer. If the team answers correctly, use a measuring cup to transfer snow to that team’s bowl. If they answer incorrectly, the other team may answer, but the question will only be worth half a cup of snow. The team with the most snow in their bowl at the end of the game wins.

❖ **Boys:**

- Why didn’t Zechariah believe the angel’s words at first? A. It was physically impossible for Zechariah and his wife to have a baby; B. He didn’t want to have a son; C. Zechariah didn’t want to obey God. (A, Luke 1:18)
- What happened to Zechariah the moment he obeyed God by naming his son John? A. He saw another vision; B. He fainted; C. He was able to speak again. (C, Luke 1:64)
- Why did Joseph not break his engagement with Mary? A. He planned to keep the baby a secret; B. An angel told him in a dream that the baby was from God; C. Joseph did break his engagement with Mary. (B, Matt. 1:20–24)
- Why did the angel say the baby should be named Jesus? A. Jesus was the angel’s favorite name; B. God wanted the baby’s name to start with a J like Joseph; C. Because He would save His people from their sins. (C, Matt. 1:21)
- Another name for Jesus is Immanuel. What does that name mean? A. “God is with us”; B. “Son of God”; C. “Cutest baby.” (A, Matt. 1:23)
- How did the shepherds feel when they saw the angel? A. Excited; B. Terrified; C. Embarrassed. (B, Luke 2:9)
- What type of news did the angel tell the shepherds? A. Good news; B. Sad news; C. Bad News. (A, Luke 2:10)
- Where did the angel say the shepherds could find baby Jesus? A. The palace; B. In a manger; C. At a house. (B, Luke 2:12)

❖ **Girls:**

- Where did angel Gabriel appear to Zechariah? A. The Temple; B. His house; C. Outside. (A, Luke 1:9–11)
- What special job did the angel Gabriel say John would have some day? A. A priest; B. A carpenter; C. Prepare people for the Messiah. (C, Luke 1:17)
- What was the name of the angel sent to talk to Mary? A. Jonathan; B. Gabriel; C. Mike. (B, Luke 1:26)
- Besides Mary, who else was having a baby? A. Her cousin Elizabeth; B. Her sister; C. Her aunt. (A, Luke 1:36)
- What did Elizabeth’s baby do when Mary arrived at the house? A. Shivered; B. Cried; C. Leaped in her womb. (C, Luke 1:41)
- To what city did Mary and Joseph travel? A. Bethlehem; B. Jerusalem; C. Nazareth. (A, Luke 2:4)
- Mary and Joseph went to Bethlehem because Joseph was a descendant of which king? A. Saul; B. David; C. Ahab. (B, Luke 2:4)
- What did Mary wrap baby Jesus in? A. Wool; B. A blanket; C. Swaddling cloth. (C, Luke 2:7)

- ◆ All: Great job! Now I have a question for all of you: Why was Jesus born? *[Allow kids to respond.]* Jesus was born to rescue us from sin.

Act It Out (Older and Younger Students)

- ◆ Provide Bible times dress-up clothes for kids to use as they act out the Bible story as you read it to them. If you don't have Bible times dress-up clothes, provide adult-size t-shirts or button-down shirts with rope to belt them. Assign each kid a person from the Bible story to act out (shepherds, Mary, Joseph, angels, townspeople the shepherds told about Jesus).
- ◆ Jesus was not an ordinary baby. He is God's Son, sent to Earth from Heaven. God the Son has always existed with God the Father in Heaven, but Jesus came into the world to save people from their sins and to be their King. Was He born in a palace, though? *[Let kids answer.]* No, when Jesus was born on Earth, He wasn't born into a palace with a crown or royal servants. Mary and Joseph were just normal people, although Joseph was a descendant of King David. The shepherds who came to visit Jesus when He was born were not special either. In fact, lots of people in Bible times didn't like shepherds! What does that tell you about God's plan to send Jesus? *[Let kids respond.]* That's right: He is a Savior for all types of people. That's why the birth of Jesus was good news! Do you remember our big picture question? *Why was Jesus born? Jesus was born to rescue us from sin.* Jesus came to be a humble King, a King who would give up His life to rescue His people from their sin. One day, Jesus will come back to Earth, and He will set up His throne forever!

Activity Pages & Recap Cards (5–10 min) (For in-class or take-home use)

- ◆ Comic Strip (Older Students)
- ◆ Gifts on a Grid (Older Students)
- ◆ Comic Strip (Younger Students)
- ◆ Draw It Yourself (Younger Students)

Prayer & Requests (3–5 min)

Father, we thank You that You always had a plan to save us from our sin. From the beginning, You promised to send a Rescuer. Thank You for Your Son, Jesus. Thank You that You always keep Your promises. The story of Jesus' birth is amazing! You loved us so much that You sent Your Son to Earth to be our Savior. What a wonderful gift! We are sinners who do not deserve forgiveness, but we rejoice in receiving it. We love You. Amen.

REVIEW
ONLY

**DO
NOT
DISTRIBUTE

FOR
REVIEW
ONLY**

Write a prayer to God, confessing a time you sinned against Him or others. Thank Him for sending Jesus to rescue us from sin.

FOR REVIEW ONLY

FAMILY DISCUSSION STARTERS

- What is the best news you've ever heard?
- Where was Jesus born? Why?
- What can you do when you have to wait?



THE SAVIOR WAS BORN

MATTHEW 1:18-24; LUKE 2:1-20

Jesus was born to be God's promised Savior.

During the time Mary was pregnant with baby Jesus, the Roman emperor announced that everyone needed to be registered for a census. Joseph and Mary traveled to Bethlehem.

While they were there, the time came for Mary to have her baby. Mary and Joseph looked for a safe place for Mary to have her baby, but every place was full. So Mary and Joseph found a place where animals were kept, and that is where Mary had her baby. She wrapped baby Jesus snugly in cloth, and she laid him in a feeding trough.

In the same region, some shepherds were staying out in the fields and watching their sheep. All of a sudden, an angel of the Lord stood before them. A bright light shone around the shepherds, and they were terrified!

But the angel said to them, "Do not be afraid! I have very good news for you: Today a Savior, who is Messiah the Lord, was born for you in the city of David."

Then the angel said, "You will find a baby wrapped snugly in cloth and lying in a feeding trough."

The shepherds went straight to Bethlehem to find baby Jesus. They found Mary, Joseph and the baby. The shepherds went and told others about the baby Jesus.

The shepherds returned to their fields, praising God because everything had happened just as the angel had said.

Jesus Connection: *The birth of Jesus was good news! Jesus was not an ordinary baby. He was God's Son, sent to Earth from Heaven. Jesus came into the world to save people from their sins and to be their King.*

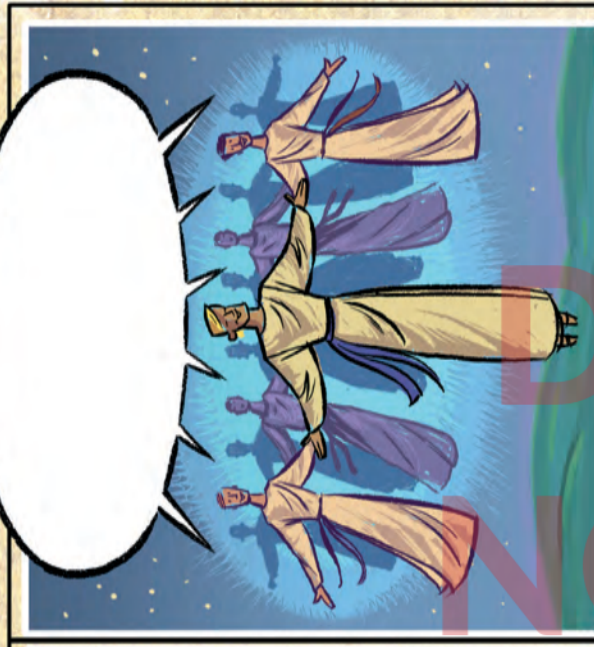
Key Passage: *Matthew 1:21 – She will give birth to a son, and you are to name Him Jesus, because He will save His people from their sins.*

**DO
NOT
DISTRIBUTE

FOR
REVIEW
ONLY**


COMIC STRIP

Fill in the speech bubbles with the words that the angels and shepherds said about Jesus' birth. Read Luke 2:10-15.



PLOT THE JOURNEY

Trace Mary and Joseph's journey.
Read Luke 2:4 and Matthew 2:13-15



**DO
NOT
DISTRIBUTE

FOR
REVIEW
ONLY**

GIFTS ON A GRID

Look at the first four pictures in the top row of the grid: sheep, manger, star, baby. They only appear once in the same order in the whole grid. Can you find them?



WORD CHOICE

Circle the correct word for each line to complete the Jesus connection

The _____ of _____

Jesus was _____

news! _____ was not _____

an ordinary _____

He was God's _____

sent to _____ from _____

Heaven. Jesus _____

into the world to _____

people from their _____

and to be their _____

appearance

good

Jesus

angel

cousin

Heaven

came

save

sins

boss

birth

terrible

Mary

baby

Son

Earth

swam

punish

enemies

King

**DO
NOT
DISTRIBUTE

FOR
REVIEW
ONLY**



COMIC STRIP

INSTRUCTIONS: Write down or draw what the angel said about Jesus' birth and what the shepherds said when the angels left.

KEY PASSAGE:

Matthew 1:21 – She will give birth to a son, and you are to name Him Jesus, because He will save His people from their sin.

BIG PICTURE QUESTION:

- Why was Jesus born? Jesus was born to rescue us from sin.

BIBLE STORY: JESUS WAS BORN

- Jesus was born in Bethlehem.
- Angels appeared to shepherds and told them Jesus was born.
- The shepherds went to Bethlehem and found baby Jesus in the manger.
- Jesus is God's Son.

FAMILY DISCUSSION STARTERS:

- What is the best news you've ever heard?
- Where was Jesus born? Why?
- Whom can you tell the good news?

FAMILY ACTIVITY:

- Talk about the day your kids were born or when an adoption was finalized. Who were the first people who came to visit? Talk about the joy of that day.
- Take it further: Purchase or donate gently used baby blankets, clothes or toys to a pregnancy crisis center or women and children's shelter. Include a Christmas card with the message: *Jesus was born!*

The Savior Was Born

SL 3 | HOPE



**DO
NOT
DISTRIBUTE**

**FOR
REVIEW
ONLY**



DRAW IT YOURSELF!

INSTRUCTIONS: Follow the steps to draw your own nativity scene.

KEY PASSAGE:

Matthew 1:21 – She will give birth to a son, and you are to name Him Jesus, because He will save His people from their sin.

BIG PICTURE QUESTION:

- Why was Jesus born? Jesus was born to rescue us from sin.

BIBLE STORY: JESUS WAS BORN

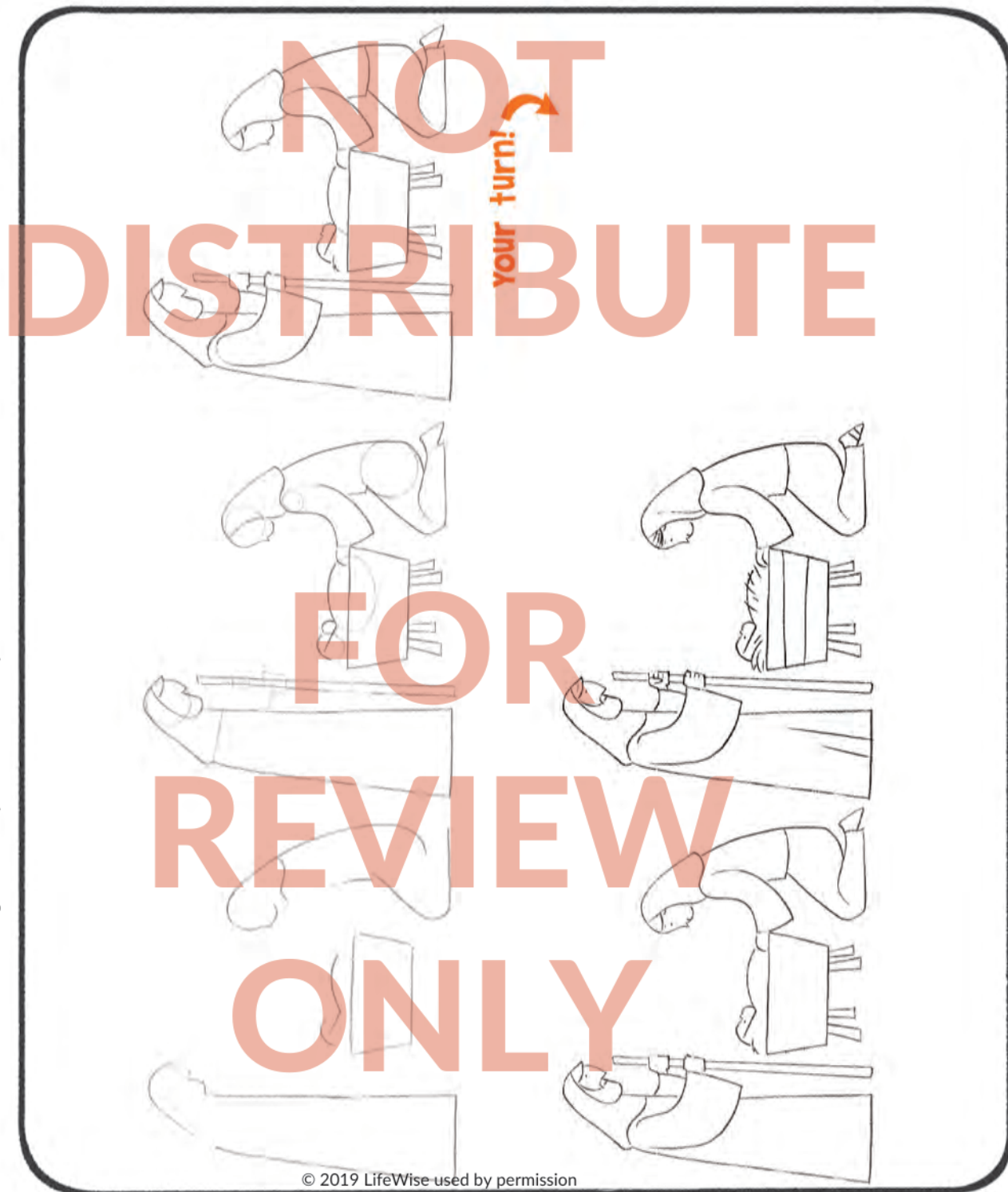
- Mary and Joseph had to travel to Bethlehem to be counted.
- While they were there, the time came for Jesus to be born.
- Angels appeared to shepherds to tell them about the King's arrival.
- Jesus was born to be God's promised Savior.

FAMILY DISCUSSION STARTERS:

- What is your favorite part about Christmas?
- Why do you think the angels appeared to shepherds, instead of important rulers or religious leaders?
- Why is Jesus' birth still celebrated today?

FAMILY ACTIVITY:

- Take your family to hear a Christmas choir. Talk to your kids about what it might have been like to hear the angels singing about Jesus' birth.
- Box up unused toys to donate.



**DO
NOT
DISTRIBUTE**

**FOR
REVIEW
ONLY**



**DO
NOT
DISTRIBUTE**

**FOR
REVIEW
ONLY**



SPECIAL LESSON 4: HOPE

THE WISE MEN VISITED JESUS

Matthew 2:1-18



THE WISE MEN VISITED JESUS

- ◆ Matthew 2:1-18
- ◆ Big Picture Q&A: Why was Jesus born? Jesus was born to rescue us from sin.
- ◆ Key Passage: Matthew 1:21 – She will give birth to a son, and you are to name Him Jesus, because He will save His people from their sins.



JESUS CONNECTION

The wise men came to worship Jesus as King. Jesus is the King who will rule forever, as God promised to King David in 2 Samuel 7. Jesus is the true King who is worthy of all my worship.



LIFEWISE QUALITY

HOPE – Expecting God will do what is best in every situation.

LEADER BIBLE STUDY

The wise men were *magi*. Their study of the stars led them to Judea to find and worship Jesus, the newborn King. Before they found Jesus, though, the wise men met King Herod. God had promised the Jewish people a new king—one who would save them from their enemies. King Herod was not that king. Imagine how he felt when he heard about a new king in town.

The wise men asked him, “Where is He who has been born King of the Jews?” (Matt. 2:2) The wise men unintentionally challenged Herod’s reign. Not only was Herod not a full Jew, he was not a descendant of David. Herod was deeply disturbed by the news that this child had the birthright of being king.

As Herod’s fury grew, he gathered his chief priests and scribes to determine where Jesus had been born. Then, he lied to the wise men: “When you find Him, report back to me so that I too can go and worship Him” (Matt. 2:8). What deceitfulness! The truth was, Herod did not want to worship Jesus at all; he wanted to kill Him!

The wise men continued on their journey and found Jesus. Jesus may have been about two years old when the magi found Him and worshiped Him. The Bible does not say how many magi worshiped Jesus, although three are often depicted because of their three gifts—gold, frankincense and myrrh. God warned the wise men in a dream to avoid Herod, so they returned home by another route.

The wise men came to worship Jesus as King. Jesus is the King who will rule forever, as God promised to King David in 2 Samuel 7. Help the students you teach realize that Jesus is the true King who is worthy of all our worship.

BIBLE TIMELINE & REVIEW (3 MIN)

We are learning about the Christmas story this week. Who appeared to Mary? (*An angel.*) Why did Joseph and Mary go to Bethlehem? (*The Emperor decided to take a census.*) Who were the first visitors God sent to worship Jesus? (*Shepherds.*) Today, we will learn about another group of visitors who came to visit Jesus much later.

SESSION STARTERS (5-10 MIN)

Fit For a King (Older Students)

- ◆ Invite the class to sit in a circle. Start the game by saying “When the king arrives, I’ll serve him ...” and name a food. Secretly decide on a rule everyone must follow, such as all foods must start with A. When a student suggests foods that follow the rule, respond, “A food fit for the king!” If what they suggest does not follow the rule, say, “You can’t serve that!” Continue until the class has guessed the secret rule.
- ◆ Isaiah wrote a lot about the coming King, Jesus. Isaiah’s writing helped God’s people prepare their hearts and minds for Jesus’ arrival. Today, we will learn about some of the things Isaiah told them about the coming King.

Where’s the Star? (Older and Younger Students)

- ◆ Choose a volunteer to be a wise man. The wise man will sit in a chair facing away from the class. Instruct the other students to sit facing the back of the wise man’s chair. Silently hand a construction paper star to a student to hide behind her back. [*All the kids should put their hands behind their backs to confuse the wise man.*] Lead the group to chant, “Wise man, wise man, where’s the star? We’ve been looking from afar.” The wise man will turn around and take one guess as to who has the star. If he guesses correctly, he takes another turn as the wise man. If he guesses incorrectly, the student who had the star is the new wise man.
- ◆ In today’s Bible story, the wise men followed a special star that appeared in the sky. Where do you think the star led them?

Follow the Leader (Younger Students)

- ◆ Guide the class to follow you around the room, doing exactly as you do. You may want to hop, run in place, pat your head, quack like a duck, make a silly face or twirl around as you walk. After a few moments, invite a student to be the leader. If time allows, continue until each student has a turn.
- ◆ In this game, you had to keep your eyes on me and follow what I did. The wise men had to keep their eyes on the star. They followed it wherever it went, and it led them right to Jesus. When they reached Him, the wise men worshiped Jesus as King.

KEY PASSAGE ACTIVITY/BIG PICTURE Q&A (5 MIN)

Matthew 1:21

She will give birth to a son, and you are to name Him Jesus, because He will save His people from their sins.

Ornament Pass (Older and Younger Students)

- ◆ Display the key passage poster and lead the group to read it together. Remove or cover the poster while playing the game. Guide the class to stand in a large circle. Stand in the center of the circle and lead them to recite the key passage together. Hold up a Christmas object such as a stocking or ornament. Pass the object to a student. Instruct her to say the first word of the key passage, then give the object to someone else. He will say the second word. Continue passing the object until the class says the entire key passage.

Gift Pass (Older and Younger Students)

- ◆ Invite the class to stand or sit in a circle. Give one student a wrapped gift. At your signal, say the key passage together, one word at a time, while passing the gift around the circle. Whoever is holding the gift on the last word of the key passage must fold her hands behind her back. Students who are passing the gift will skip that child. For younger kids, do not eliminate any kids, but see if they can say the key passage faster and faster each round.

Passage Hop (Older and Younger Students)

- ◆ Display the key passage poster and lead the class to read it aloud. Divide the verse into three parts at natural breaks. Students will say the first part, hop to the right and say the second part, hop to the left and then say the third part, then hop back to center. Repeat if time.

Big Picture Q&A

Q: Why was Jesus born?

A: Jesus was born to rescue us from sin.

BIBLE STORY (10 MIN)

The Wise Men Visited Jesus | Matthew 2:1-18

Long ago, God promised to send a King to save His people from their enemies. The people waited a long time for their king, but the time had finally come. **Jesus was born in Bethlehem at the same time Herod was king.** Herod was not the king God had promised. No! Herod was an evil king.

God sent a star to show wise men from the far east that Jesus had been born. The wise men traveled to find Jesus. **They went to Jerusalem first. "Where is the king of the Jews?" they asked. "We saw His star in the east and have come to worship Him."**

When King Herod heard about this, he was very angry. A new king? Herod was king! He assembled all the chief priests and scribes. They looked at what the prophets had written to figure out where Jesus had been born.

The chief priests and scribes told King Herod what the prophet Micah had written: "And you, Bethlehem, in the land of Judah, are by no means least among the leaders of Judah, because out of you will come a leader who will shepherd My people Israel."

Herod spoke to the wise men in secret. "Go and search carefully for the child. When you find Him, report back to me so that I too can go and worship Him." But Herod was lying. He didn't want to worship the new king; he wanted to kill Him!

The wise men followed the star until it led them to Jesus. They went into the house where Jesus was with His mother, Mary. **The wise men fell to their knees and worshiped Jesus. Then, they gave Jesus gifts:** gold, frankincense and myrrh. **When it was time for the wise men to go home, God warned them in a dream not to tell Herod where Jesus was. So, they took a different way home.**

After the wise men were gone, an angel appeared to Mary's husband, Joseph, in a dream. The angel said, "Get up! Take the child and His mother, flee to Egypt and stay there until I tell you. For Herod is about to search for the child to destroy Him." So, in the middle of the night, Joseph got up and took Mary and Jesus to Egypt where they would be safe.

King Herod was so mad that the wise men didn't tell him where Jesus was. **He killed all the boys in Bethlehem under two years old—just to make sure he killed Jesus. But he didn't know Jesus and His family had escaped.**

A while later, when Herod died, **an angel spoke to Joseph again in a dream.** "Get up! Take the child and His mother and go to the land of Israel, because those who sought the child's life are dead." **So, Joseph did what the angel said. He got up and took Mary and Jesus to Israel.**



JESUS CONNECTION

The wise men came to worship Jesus as King. Jesus is the King who will rule forever, as God promised to King David in 2 Samuel 7. Jesus is the true King who is worthy of all my worship.

LIFEWISE QUALITY (3–4 MIN)

HOPE – Expecting God will do what is best in every situation.

Living LifeWise

Because Jesus was born, I can have hope in every situation.

Character Connection

Hope means we expect the best outcome, even when things don't look great. A tiny baby wouldn't seem to be a good thing to pin our hopes on, would it? And yet, at Christmas, that's exactly what we do. We talk about the baby Jesus and how He's the hope of the world. Does that make sense to you? [Let kids answer.]

The truth is that Jesus is the hope of the whole world. He's my hope and yours too. But it's not because He was the cutest or best baby ever. It's because He was the promised child who didn't stay a baby. He grew up, became a man, lived a perfect life and died on the cross for our sins. At Christmas, we celebrate the hope that was born with Jesus. That He would be enough for everything we needed.

Best of all, that tiny baby is a holy King, too. He came the first time, just as He promised, so we can trust that He will come again, just as He promised. At His second coming, He will reign forever over everything, and that gives us hope, too, because He's promised us a place in that kingdom when we accept Jesus as our Savior. Our hope doesn't just last for this life. Because of Jesus, it will live forever and ever with Him in Heaven.

Let's think of some hope-filled ways to finish these sentences:

- ◆ I didn't make the team (or get the part), but Jesus is my King, so _____."
- ◆ Even though there's a lot I don't know, Jesus gives me hope because _____."
- ◆ Jesus promised that He is coming back again, so even though my friend is mad at me, _____."

BIBLE STORY REVIEW (5 MIN)

- ◆ **Where were the wise men from?**
The far east, Mt. 2:1
- ◆ **When did the wise men see the star?**
When Jesus was born, Mt. 2:2
- ◆ **Where did the wise men look for Jesus first?**
Jerusalem, Mt. 2:2
- ◆ **What reason did Herod give the wise men for wanting to find the child?**
To worship Him also, Mt. 2:8
- ◆ **Why did King Herod want to kill Jesus?**
Herod wanted to remain king, Mt. 2:13
- ◆ **How did the wise men respond when they saw Jesus?**
Fell down and worshiped Him, Mt. 2:11
- ◆ **What gifts did they give to Jesus?**
Gold, frankincense and myrrh, Mt. 2:11
- ◆ **What warning did God give to Joseph in a dream?**
Herod was going to try to kill Jesus, Mt. 2:13
- ◆ **Where did God tell Mary and Joseph to go?**
To Egypt, Mt. 2:13

REINFORCEMENT ACTIVITIES (5-10 MIN)

Gift Wrap Relay (Older Students)

- ◆ Divide the class into teams of five or six students. Instruct each team to form a single-file line at one end of the room. At the opposite end of the room, set up one station per team with items necessary to wrap a gift: a box, roll of wrapping paper, tape, scissors, gift tag and bow. When you say "go," each team will send one member to their gift station to perform one task toward wrapping the gift. [For example, the first student may cut the correct amount of wrapping paper, the second student may use one piece of tape to secure the paper to the box, and so on.] After completing that one task, the student will return to his team and tag the next player who will rush to the gift station to complete another task. The winner is the first team to wrap their gift (box completely covered with paper, gift tag and bow attached).
- ◆ The wise men worshiped Jesus as King by bringing Him special gifts of gold, frankincense and myrrh. We probably all know what gold is, but does anyone know what frankincense and myrrh are? [Let kids answer.] Frankincense was used as an ingredient in something like perfume that was burned in the temple where people worshiped God. Myrrh is a spice used in anointing oil;

sometimes it is used as a perfume. Why would the wise men bring gifts such as these to Jesus? [Take answers.] All three gifts—gold, frankincense and myrrh—were very expensive gifts. Presenting gifts to kings was customary; these wise men knew that Jesus deserved to be offered precious, expensive gifts because He was the King of the Jews—the King of all kings.

Gifts For Jesus (Older and Younger Students)

- ◆ Before class, wrap cardboard building blocks with gold foil or wrapping paper. Borrow several inexpensive spray bottles of perfume or body mist. Provide small containers of baby oil or mineral oil. Set up a cardboard box labeled *GIFTS FOR JESUS*. Write a few review questions on strips of tape and tape them to the “gifts” that represent what the wise men brought Jesus. Each student will come up one at a time, select a gift and answer the review question. When he has answered the question correctly, he may place it in the cardboard box. Make sure each student has a chance to answer correctly and give a gift to Jesus.

Christmas Drawing Game (Older and Younger Students)

- ◆ Before class, write Christmas-themed words or phrases on index cards, enough for several rounds of play. Examples: *Christmas, gifts, angels, Zechariah, John, Elizabeth, temple, stable, Mary, Elizabeth, Joseph, wise men, Bethlehem, shepherds, good news, Jesus*. Form two groups. The first player on team A will come up and select an index card. Give the player a few seconds to look at the card and decide what to draw. When she is ready, start the timer. She has one minute to draw pictures on the board or paper to get her team to guess what’s written on her card. If her team is unable to guess correctly when time’s up, the opposing team may guess. Teams get five points for each correct guess. Teams take turns drawing. Play as time allows.

Activity Pages & Recap Cards (5–10 min) (For in-class or take-home use)

- ◆ Mosaic Puzzle (Older Students)
- ◆ Bringing Gifts (Younger Students)

Prayer & Requests (3–5 min)

Lord, thank You for giving us the most precious gift You could ever give: Your Son and the gift of eternal life with You forever. We praise You that there’s nothing we could ever do to earn this gift. You give it to us freely. Help us to remember how precious this gift truly is and to worship You with all we think, say and do.

REVIEW
ONLY

Journal Page

Think of someone who doesn't know why Jesus came to Earth. Write a prayer to God, asking Him to help that person understand his or her need for Jesus and how Jesus was born to rescue us from sin.

FOR REVIEW ONLY

FAMILY DISCUSSION STARTERS

- How did the wise men know about Jesus' birth? (See Matthew 2:1-2.)
- How did the wise men show their respect for Jesus?
- How can your family worship Jesus together?



THE WISE MEN VISITED JESUS

MATTHEW 2:1-18

The wise men worshiped Jesus as King.

Long ago, God promised to send a king to save His people from their enemies. Then Jesus was born in Bethlehem at the same time Herod was king.

God sent a star to show the wise men that Jesus had been born. They came to King Herod. "Where is the king of the Jews?" they asked. "We saw His star in the east and have come to worship Him."

King Herod was very angry. He said, "Go and search carefully for the child. When you find Him, report back to me so that I too can go and worship Him." But Herod didn't want to worship the new king; he wanted to kill Him!

The wise men followed the star until it led them to Jesus. They fell to their knees and worshiped Jesus. Then they gave Jesus gifts. When it was time for the wise men to go home, God warned them in a dream not to tell Herod where Jesus was. So they took a different way home.

After the wise men were gone, an angel appeared to Joseph in a dream. The angel said, "Get up! Take the child and His mother; flee to Egypt." So in the middle of the night, Joseph got up and took Mary and Jesus to Egypt.

King Herod was so mad. He killed all the boys in Bethlehem under two years old—just to make sure he killed Jesus. But he didn't know Jesus and His family had escaped.

A while later, an angel spoke to Joseph again in a dream. Joseph did what the angel said to do. He got up and took Mary and Jesus to Israel.

Jesus Connection: *The wise men came to worship Jesus as King. Jesus is the King who will rule forever, as God promised to King David in 2 Samuel 7. Jesus is the true King who is worthy of all our worship.*

Key Passage: *Matthew 1:21 – She will give birth to a son, and you are to name Him Jesus, because He will save His people from their sins.*

**DO
NOT
DISTRIBUTE

FOR
REVIEW
ONLY**

[illegible][illegible][illegible][illegible][illegible]

**DO
NOT
DISTRIBUTE

FOR
REVIEW
ONLY**

BRINGING GIFTS

INSTRUCTIONS: Use the gift code to figure out which letter to write in each blank.

The wise men

Jesus as King.

O P E I S
P H D R W



KEY PASSAGE:

Matthew 1:21 – She will give birth to a son, and you are to name Him Jesus, because He will save His people from their sin.

BIG PICTURE QUESTION:

- Why was Jesus born? Jesus was born to rescue us from sin.

BIBLE STORY: WISE MEN VISITED JESUS

- Wise men went to Jerusalem to find the King whom God had promised to send.
- King Herod asked the priests and scribes where the Messiah would be born.
- The wise men traveled to Bethlehem to worship Jesus.

FAMILY DISCUSSION STARTERS:

- How did the wise men know about Jesus' birth? (See Matthew 2:1-2.)
- How did the wise men show their respect for Jesus?
- How can your family worship Jesus together?

FAMILY ACTIVITY:

- Invite your family members to talk about a favorite gift they received for Christmas. Explain that God sent His Son, Jesus, to rescue us from sin. Jesus is the best Christmas gift.
- Take it further: Help your kids gather old toys in good condition and donate them to a children's home.

**DO
NOT
DISTRIBUTE**

**FOR
REVIEW
ONLY**



**DO
NOT
DISTRIBUTE**

**FOR
REVIEW
ONLY**



SPECIAL LESSON 5: LOVE

JESUS PREPARED FOR THE CROSS

Matthew 21:1–17, 26:17–30; John 13:1–15



JESUS PREPARED FOR THE CROSS

- ♦ Matthew 21:1–17, 26:17–30; John 13:1–15
- ♦ Big Picture Q&A: Who saves us from our sin? Only Jesus saves us from our sin.
- ♦ Key Passage: Romans 10:9 – If you confess with your mouth, “Jesus is Lord,” and believe in your heart that God raised Him from the dead, you will be saved.



JESUS CONNECTION

During Jesus’ triumphal entry, the people welcomed Him as King. Jesus was the Messiah spoken about by the prophet Zechariah: “Look, your King is coming to you; He is righteous and victorious, humble and riding on a donkey, on a colt, the foal of a donkey” (Zechariah 9:9).



LIFEWISE QUALITY

LOVE – Choosing to support and care for others whether or not they deserve it.

LEADER BIBLE STUDY

Jesus made a spectacular entrance into the city. He rode a donkey, and people laid branches and their robes on the ground in front of Him. The people welcoming Jesus into Jerusalem believed He was the promised Messiah, but they expected Him to overthrow Roman oppression and set up an earthly throne. Jesus sent a different message.

The next day, Jesus entered the temple and turned over the tables of the money changers and those selling doves. Jesus referred to Isaiah 56:7, declaring that His kingship would not just be over the Jews but over all people. While Jesus was in the temple, He healed the blind and the lame. Jesus’ actions declared, “I am not just your King; I am also your God” (Isa. 35:4–6).

Finally, the priests and the scribes heard the children in the temple worshiping Jesus as their King. “Do You hear what these children are saying?” they asked. Jesus replied, quoting Psalm 8:2: “Have you never read: You have prepared praise from the mouths of children and nursing infants?” Jesus gladly received their praise because He was worthy of their praise.

The disciples prepared for the Passover meal on Wednesday and arranged to celebrate together with Jesus on Thursday evening. Jesus knew it was time for Him to die. He sat down with His disciples for the Passover meal and did something very unusual: Jesus washed His disciples’ feet. This humble act was usually reserved for a servant. The foot washing symbolized a spiritual cleansing. The disciples were already positionally “clean” before God (John 13:10), but even redeemed people still sin and need daily cleansing (1 John 1:9). In this, Jesus also set forth an example of love and humility for His disciples to mirror in their own actions toward one another (John 13:15).

In the Old Testament, God made a covenant, or promise, with His people. He gave them commandments to follow so they could live in a right relationship with Him. But God's people broke the covenant. They didn't obey God, and they didn't love Him. By dying on the cross, Jesus brought forgiveness and made the way for people to know and love God again. As they ate the Passover meal, Jesus broke bread and gave it to His disciples. He shared the cup with them too, explaining that the bread and cup represented His body and blood. Jesus established a new covenant with His disciples.

Jesus and the disciples ate the first Lord's Supper at Passover, a time when God's people remembered how God had rescued His people from the Egyptians—passing over the houses marked with the blood of a lamb. Jesus instituted a new memorial, to Himself—the Lamb of God whose blood would bring salvation to the world.

Believers take the Lord's Supper to remember what Jesus did for us in His death and resurrection. We remember God's faithfulness, and we look forward to the day He will return. Many students you teach will not be familiar with the idea of the Lord's Supper or communion at church. Gently explain that the Lord's Supper, like baptism, is an ordinance of the church and is a celebration for those who have repented of their sin and trusted in Jesus for salvation.

BIBLE TIMELINE & REVIEW (3 MIN)

This week, we are going to study Jesus' triumphal entry and the Last Supper as we celebrate Easter. Jesus and His disciples were heading to Jerusalem to celebrate Passover. Does anyone remember why the Israelites celebrated Passover? [*Allow students to respond.*] Passover was a special feast to celebrate the night when God delivered His people from Egypt. [*Point to the Exodus stories.*] The Israelites put lamb's blood over the doorposts on their houses. God passed over, and He kept the firstborn sons of Israel safe during the last plague. The Triumphal Entry happened a few days before Jesus died on the cross to pay the penalty for our sin. Not long after the people shouted "Hosanna!" they shouted, "Crucify Him!" Jesus died on the cross to pay the price for our sins, but on Easter, we celebrate how He rose again!

SESSION STARTERS (5-10 MIN)

Moo, Baa, Hee-Haw (Older Students)

- ◆ Instruct the class to move their chairs to form a circle. One player will begin by making one of three animal noises. He may *moo* like a cow, *baa* like a sheep or *hee-haw* like a donkey. The rest of the players will react according to the sound:
 - ◇ *Moo*—Players to the immediate right and left will stand and jump in place 10 times.
 - ◇ *Baa*—Players not immediately next to the "sheep" will clap their hands 10 times.
 - ◇ *Hee-haw*—All players will stand, raise their hands and shout "Hosanna!"
- ◆ Play passes clockwise around the circle with each player taking a turn making an animal noise.
- ◆ The word *hosanna* means "save now." Have you ever heard that word before? Today, we will learn why people shouted "Hosanna!" when Jesus came to town.

Gather the Palm Leaves (Older and Younger Students)

- ◆ Before class, print and cut out the palm leaves using the palm leaves printable. Scatter the palm leaves on the floor. Encourage the students to collect them and put the main point in order. If you

have a large group, create two sets, form teams and see which team can put the branches in order first.

- ◆ Jesus and His disciples traveled to the city of Jerusalem to celebrate the Passover. When Jesus entered Jerusalem, people placed their robes and palm branches along the road before Jesus. They shouted out, “Hosanna!” *Hosanna* means “save now!” People welcomed Jesus to Jerusalem as their King.

Minute Challenge (Older and Younger Students)

- ◆ Form groups of three or four students. Give each group a pencil and piece of paper. Explain that you will announce a category. Explain that they will have two minutes to list as many items for the category you announce. [Sample categories: *places to praise God, ways to praise God, reasons to praise God, times to praise God.*] After two minutes, students must put their pencils down and share their answers. They should cross any answers that other students have also listed off their lists. Applaud the player with the most unique answers. Play again with a new category.
- ◆ Today, we are going to hear about a time when people shouted praises to Jesus. We'll find out why in just a moment.

Who Saves? (Older and Younger Students)

- ◆ Write the following words on separate index cards: *lifeguard, firefighter, doctor, Jesus*. Choose four volunteers to stand at the front of the room with a card. Instruct them not to show their cards to the group. Explain that the volunteers each have a card. Students should ask yes-or-no questions to figure out who is holding which card. For example, “Would you help me if I felt sick?” or “Does your job involve water?” When students think they know who has which card, invite them to guess.
- ◆ Each of these cards describe someone who has the ability to rescue someone who needs help. Today, our Bible story answers the question: Who saves us from our sin?

Palm Branch Pickup (Younger Students)

- ◆ Pile palm branches on the floor at the center of the room. Use one palm branch per student. Play a song and instruct the class to walk in a circle around the palm branches. Randomly stop the music. Students should scramble to grab a palm branch and shout, “Hosanna!” The last player to do so is out. Allow the eliminated player to start and stop the music for the next round. Then, rotate him back into the game during the subsequent round.
- ◆ The word *hosanna* means “save now.” The people in today's Bible story shouted “Hosanna!” when Jesus entered the city of Jerusalem. The people wanted Jesus to save them from the Romans who ruled over them. Is that why Jesus came? Let's find out.

KEY PASSAGE ACTIVITY/BIG PICTURE Q&A (5 MIN)

Romans 10:9

If you confess with your mouth, “Jesus is Lord,” and believe in your heart that God raised Him from the dead, you will be saved.

Motions (Older and Younger Students)

- ♦ Teach students the motions for the verse. Begin by saying a phrase yourself and having them repeat it. Work through the whole verse several times like this, then have the students say it together with you the last time through.

Key Passage Echo (Older and Younger Students)

- ♦ Write the key passage on a chalkboard or dry erase board. Divide the passage into two sections. Divide the class into group A and group B. Explain that group A will say the first part of the key passage, and group B will echo them. Then, group A will read the second part, and group B will echo. Repeat the passage with group B starting and group A echoing.

Key Passage Line-Up (Older and Younger Students)

- ♦ Write the key passage in words or phrases on separate sticky notes, one per student. Display the key passage poster and read it aloud together two or three times. Remove or cover the poster. Distribute the sticky notes in random order and instruct the class to stick the note to their foreheads. Challenge students to arrange themselves in verse order without talking. When they finish, prompt each of them to read their sticky note so they say the key passage collectively.

Big Picture Q&A

Q: Who saves us from our sin?

A: Only Jesus saves us from our sin.

BIBLE STORY (10 MIN)

Jesus Prepared For the Cross | Matthew 21:1–17, 26:17–30; John 13:1–15

It was time for the Israelites to celebrate Passover. Many Israelites had traveled to Jerusalem to remember what God had done when He rescued His people from slavery in Egypt.

Jesus and His disciples traveled to Jerusalem, too. When they neared Bethphage (BETH fayj) and Bethany near the Mount of Olives, **Jesus sent two of His disciples ahead into a village.** “As soon as you enter the village,” **Jesus told them, “you will find a young donkey tied there. No one has ever sat on it. Untie it and bring it here.** If anyone says to you ‘Why are you doing this?’ say, ‘The Lord needs it.’”

The disciples did as Jesus asked. As they untied the donkey, its owners said to them, “Why are you untying the donkey?”

“The Lord needs it,” they said. Then, **they brought the donkey to Jesus, threw their robes onto the donkey, and helped Jesus get on it. People spread their robes along the road, and others spread palm branches cut from the fields.**

The whole crowd of the disciples praised God with a loud voice for all the miracles they had seen. “The King who comes in the name of the Lord is the blessed One. Peace in Heaven and glory in the highest Heaven! Hosanna!” The word *hosanna* means “save now.” The people knew Jesus was their promised King, and they hoped He would save them from Rome.

Some of the religious leaders said, “Teacher, tell your disciples to be quiet!”

Jesus answered, "If they did not praise Me, the rocks would praise Me!"

The next day, Jesus went to the temple complex in Jerusalem and drove out everyone buying and selling in the temple. He quoted the prophet Isaiah and said, "My house will be called a house of prayer for all nations. But you are making it into a den of thieves!"

While Jesus was in the temple complex, people who were blind and lame came to Him. The blind and lame were not allowed to worship in the temple. **Jesus healed them.**

Other religious leaders saw Jesus' miracles and heard the children saying, "Hosanna to the Son of David!" or "Our king is here!" They were angry and asked Jesus, "Do you hear what these children are saying? They are saying you are a king!"

"Yes," Jesus replied. "The Psalmist said: You have prepared praise from the mouths of children and nursing infants." **Jesus left them and went to the town of Bethany to spend the night.**

The next day, Judas went secretly to the religious leaders and asked, "What are you willing to give me if I hand Jesus over to you?" The religious leaders gave Judas thirty pieces of silver and Judas waited for an opportunity to hand Jesus over to them.

Jesus' disciples went into the city to prepare the Passover meal. When the meal was ready, Jesus and His disciples reclined at the table. Jesus knew His time on Earth was almost over and He would soon return to the Father in Heaven.

Jesus got up from the table, laid aside His outer robe and wrapped a towel around His waist. Then, He poured water into a basin and began washing His disciples' feet. In Bible times, a servant would wash someone's feet when he entered a house. Jesus—the King of kings—was doing what a servant would do! **Peter did not want Jesus to wash his feet. "You will never wash my feet—ever!" Peter said.**

Jesus replied, "If I don't wash you, you have no part with Me."

Peter said, "Lord, not only my feet, but also my hands and my head." Jesus told Peter that one who has bathed only needs to wash his feet because he is already clean. Jesus wasn't talking about physical cleanliness. He was talking about someone who has been forgiven of his sins by repenting and trusting in Jesus. A Christian should repent when he sins, but he only needs to receive salvation once.

When Jesus had washed His disciples' feet and put on His robe, He reclined at the table and said, "Do you understand what I have done? You call Me Teacher and Lord. I have given you an example to follow. You should wash one another's feet." Jesus was telling the disciples to serve one another.

While they were eating, Jesus took the bread, blessed and broke it and gave it to the disciples. Jesus said, "Take and eat it; this is My body." Then, He took a cup and gave thanks. He gave it to His disciples and said, "All of you drink from it; this is My blood of the covenant, which is shed for many for the forgiveness of sins."

After the supper, Jesus and His disciples sang psalms and went to the Mount of Olives.



JESUS CONNECTION

During Jesus' triumphal entry, the people welcomed Him as King. Jesus was the Messiah spoken about by the prophet Zechariah: "Look, your King is coming to you; He is righteous and victorious, humble and riding on a donkey, on a colt, the foal of a donkey" (Zechariah 9:9).

LIFEWISE QUALITY (3–4 MIN)

LOVE – Choosing to support and care for others whether or not they deserve it.

Living LifeWise

Jesus' love, displayed on the cross, changes my heart so I can love like He does.

Character Connection

Here's a hard question: How would you describe love? *[Let students answer.]*

Love is much more than a feeling we have. It's not about gifts or hearts or the perfect kiss. God shows us that love is a choice. It means doing what is best for others and what points them to God, no matter what it costs. That's how He loved us and that's how He calls us to love others.

In fact, during the final week of Jesus' life, He showed that kind of "choose-to" love in lots of ways. He taught people about God. He made space in the temple for those who wanted to worship God but couldn't get in. He washed His disciples' feet and shared His last meal with the one who betrayed Him. And then He modeled love for us in the greatest possible way by dying on the cross so we could be saved.

True love isn't about glitter and heart-eyed emojis. It's about choosing to serve and care for others, even when they don't deserve it. It's about living our lives like Jesus did, and letting the Holy Spirit use God's love to transform our hearts so that we want to serve others and point them to Him.

If love is a choice, not a feeling, then anyone can do it. What might be a way to show love in these situations? *[Answers will vary.]*

- ◆ Your classmate is upset on the playground.
- ◆ Your brother's best friend is moving away.
- ◆ Your cousin is nervous about an upcoming job interview.

BIBLE STORY REVIEW (5 MIN)

- ◆ Why were Jesus and His disciples going to Jerusalem?
To celebrate Passover
- ◆ What animal did Jesus ride into Jerusalem?
A donkey, Mt. 21:7; Mk. 11:7; Lk. 19:35; Jn. 12:14
- ◆ What did the people say when Jesus rode into the city?
Hosanna, Mt. 21:9; Mk. 11:9; Jn. 12:13

- ◆ What did Jesus say would praise Him if His disciples did not?
The rocks, Lk. 19:40
- ◆ What did Jesus do at the temple?
He drove out everyone buying and selling in the temple, Mt. 21:12
- ◆ Why did Jesus wash His disciples' feet before their last supper together?
To show them how to love one another, Jn. 13:14-15
- ◆ When Jesus said that He must wash their feet or they could have no part of Him, what disciple said, "Lord, not only my hands and feet, but my head too!"?
Peter, Jn. 13:9
- ◆ Jesus told them that the bread was like His _____.
Body, Mt. 26:26
- ◆ Jesus said the wine was like His _____.
Blood poured out for them, Matt. 26:28

REINFORCEMENT ACTIVITIES (5-10 MIN)

Word Baseball (Older Students)

- ◆ Form two teams. On a chalkboard or dry erase board, draw seven blanks (for the word *hosanna*). Invite the first team to guess a letter. If the letter is in the word, write it in its blank and give the team another guess. If the letter is not in the word, draw an X on the left side of the board to indicate a strike. Play passes to the second team. Teams are out if they earn three strikes. For each word a team guesses, award a point and have the team describe how the answer relates to Jesus. Play additional rounds with related words. The team to score the most points wins. [Suggested words: *Jesus, triumphal, Jerusalem, donkey, passover, communion.*]

Sensory Activity (Older and Younger Students)

- ◆ Gather props that represent different parts of the Easter story before class. Talk about and allow the students to use their senses to experience part of the story. Review by asking them questions about the story that connect to each prop.
- ◆ Suggested Props:
 - ◇ SEE, TOUCH and HEAR palm branches (Real or fake): allow the students to wave them and cheer "Hosanna." Ask: What did the people shout as Jesus rode into Jerusalem on the donkey? (*Hosanna.*)
 - ◇ SEE and TOUCH 30 silver coins (nickels): allow the class to feel the weight of the coins through a bag. Ask: Who handed Jesus over to His enemies? (*Judas Iscariot.*)
 - ◇ SEE and TOUCH the towel and basin: Allow students to dip a hand in the water. Ask: Why did Jesus wash the disciples' feet? (*To show real love is willing to serve others.*)
 - ◇ SEE, TOUCH and TASTE the bread and grape juice: Pass out small pieces of bread and cups of juice to each student who would like to try it. Ask: What did Jesus say the bread and wine were like? (*The bread was like Jesus' body that was broken for sinners, and the wine was like Jesus' blood that He poured out on the cross.*)
 - ◇ TOUCH, SAY and HEAR Jesus praying in the garden by having students kneel and read His prayer. Ask: Why did Jesus pray this prayer? (*Jesus knew everything that would happen to Him when He was punished for the sin of the world. He was afraid.*)

- ✧ SEE and FEEL the nails that were put in Jesus' wrists and feet. If possible, get one or two nails similar to what would have been used in Jesus' hands and feet. Allow the class to hold them. Use a washable marker and put a dot on each student's wrist. Ask: Why did Jesus choose to die on the cross? (*He died as a sacrifice for our sin so that we could be forgiven.*)
- ✧ SEE and SMELL the sponge filled with vinegar: Find a long stick, put a sponge on the end and dip it in vinegar. Have students smell the vinegar. Ask: Why did Jesus choose to drink vinegar before He died on the cross? (*Jesus wanted to fulfill everything God's Word said about the Messiah.*)
- ✧ SPEAK and HEAR "He is risen! He is risen indeed!": Share that the first believers identified themselves as Christians by saying this phrase. Say "He is risen," to your class. Have them shout back, "He is risen indeed!"

Act It Out (Older and Younger Students)

- ✧ Read the bold parts of the Palm Sunday story as volunteers act it out. Students may dress up in Bible times clothing and wave their hands, palm branches or pieces of construction paper in the air as one child rides on an imaginary donkey. Then, invite the students to play a guessing game: You will describe someone from the story, and they should guess who it is.
- ✧ Clues:
 - ✧ Jesus sent us into a village. (*Two disciples, Mt. 21:1; Mk. 11:1; Lk. 19:29*)
 - ✧ We put our robes on the donkey. (*The disciples, Mt. 21:7; Mk. 11:7; Lk. 19:35*)
 - ✧ We placed robes and palm branches along the road. (*The people, Mt. 21:8; Mk. 11:8; Lk. 19:36; Jn. 12:13*)
 - ✧ We wanted the disciples to be quiet. (*The religious leaders, Lk. 19:39*)
 - ✧ We were run out of the temple. (*The buyers and sellers, Mt. 21:12*)
 - ✧ Jesus healed us. (*The blind and lame, Mt. 21:14*)
 - ✧ We were upset by what we saw in the temple. (*The religious leaders, Mt. 21:15*)
 - ✧ We ate the last supper with Jesus. (*The disciples, Mt. 26:20*)

Team Tic Tac Toe (Older and Younger Students)

- ✧ Write the keywords below on separate pieces of construction paper. Tape the papers to the board or floor. Form two teams and invite them to play a game of tic tac toe. The first player from Team 1 should choose a keyword. If the player can explain how the word relates to today's Bible story, she may stand on the word. Then, a player from Team 2 takes a turn. Take turns until a team gets three players in a row. If a player answers incorrectly or cannot answer, play passes to the next team. Play multiple games as time allows. You may choose to reorder the key words or require each player to say the key passage, main point or big picture answer.
- ✧ Possible explanations:
 - ✧ *Donkey*—Jesus rode on a donkey (Mt. 21:7)
 - ✧ *Robes*—The people laid their robes on the road (Mt. 21:8)
 - ✧ *Palm branches*—The people laid palm branches on the road (Mt. 21:8)
 - ✧ *Jerusalem*—Jesus entered the city of Jerusalem (Mt. 21:10)
 - ✧ *Hosanna*—The people shouted "Hosanna!" (Mt. 21:9)
 - ✧ *Temple*—Jesus cleansed the temple (Mt. 21:12)
 - ✧ *King*—People welcomed Jesus to Jerusalem as King (Mt. 21:9)

- ❖ *Children*—The children praised Jesus (Mt. 21:15)
- ❖ *Zechariah*—Jesus fulfilled Zechariah’s prophecy (Mt. 21:5; Zech. 9:9)
- ❖ *Bethany*—Jesus spent the night in the town of Bethany (Mt. 21:17)
- ◆ People welcomed Jesus to Jerusalem as King. Jesus came to Earth to complete God’s plan of salvation.

Palm Relay (Older and Younger Students)

- ◆ Play a relay game with paper sheets representing palm branches and coats. Form even teams and guide the class to line up on one end of the room. Give each team two sheets of green paper with palm branches printed on it. Each team will send one student at a time across the room and back. The student going across the room can lay the papers down for himself, or his team can help him by picking up and laying the papers for him. Players must step on one sheet of paper while picking up the other and putting it in front of them. Once they get across the room, they should grab the papers, run back and hand them to the next student on their team. The first team to have all of its members complete the relay wins.
- ◆ When Jesus rode into Jerusalem, the people welcomed Him as their King. They laid down their robes and palm branches along the road for Jesus’ donkey to step on. They believed that Jesus had come to rescue them from the Romans, but Jesus humbly came to Earth to rescue people from sin. Only a few days after the people welcomed Jesus to Jerusalem as their King, Jesus died on the cross and rose again to rescue us from our sin when we trust in Him. One day, Jesus will return as a King, riding on a white horse.

The Rocks Cry Out (Older and Younger Students)

- ◆ Before class, gather smooth, hand-sized rocks. It may be helpful to rinse the rocks with water and dry them before the activity. During class, give each student a rock and markers. Invite the class to draw faces on the rocks. As they draw on the rocks, read Luke 19:37–40. Talk about what the word *rebuke* means, and ask students why the Pharisees did not want the disciples to praise Jesus.
- ◆ People welcomed Jesus to Jerusalem as their King, and that made the Pharisees angry. The Pharisees were religious leaders who believed that in order for God to be happy with them, they had to follow all of God’s laws and some other laws they made for themselves, too. They didn’t like Jesus. He taught that no one can keep God’s laws perfectly except for Him and that salvation is based only on trusting in Jesus, not what a person can do for God. Jesus—the only One who has never sinned—died on the cross and rose again so we could be forgiven of our sin when we trust in Him. *Who saves us from sin? Only Jesus saves us from sin.*

Leaf Rubbing Bookmarks (Older and Younger Students)

- ◆ Lead students to follow these steps to make leaf rubbings:
 - ❖ Position a leaf upside-down on the table.
 - ❖ Place a piece of paper over the leaf.
 - ❖ While holding the paper and leaf in place, use the side of a crayon to rub across the leaf.
 - ❖ Color over the entire leaf. Rubbing firmly all over the leaf will show the veins and the outline of the leaf.
 - ❖ Rub other leaves with other colors of crayons.

- ✧ Students may cut their paper into bookmarks. Instruct them to write *hosanna* on their bookmarks. Encourage students to mark the Bible story at Matthew 21 in their Bibles.
- ✧ When Jesus entered Jerusalem, people laid robes and branches on the ground in front of Him. People welcomed Jesus to Jerusalem as King. They shouted “Hosanna!” Jesus was the Messiah spoken about by the prophet Zechariah: “Look, your King is coming to you; He is righteous and victorious, humble and riding on a donkey, on a colt, the foal of a donkey” (see Zech. 9:9). One day, Jesus will return to Earth on a white horse as King over everything (see Rev. 19:11).

Activity Pages & Recap Cards (5–10 min) (For in-class or take-home use)

- ✧ Palm Branch Crossing (Older Students)
- ✧ The Lord Needs It (Older Students)
- ✧ Journey to Jerusalem (Younger Students)
- ✧ Can You Find Them (Younger Students)

Prayer & Requests (3–5 min)

Lord God, hosanna! Only You can save. Thank You for coming into the world to rescue us from sin and death. You love us so much. Help us to live in a way that brings glory to You. We love You. Amen.

Journal Page

Write how you might react if you saw Jesus coming into your town. Draw a picture of the scene.

FOR REVIEW ONLY

FAMILY DISCUSSION STARTERS

- What does the word *hosanna* mean?
- Was everyone happy to see Jesus? (See Luke 19:37-39.)
- How do you feel when you hear about Jesus?



JESUS PREPARED FOR THE CROSS

MATTHEW 21:1-17, 26:17-30; JOHN 13:1-5

People welcomed Jesus to Jerusalem as their King.

It was time for the Israelites to celebrate Passover. Jesus and His disciples traveled to Jerusalem. Jesus sent two of His disciples ahead into a village. Jesus told them, "You will find a young donkey tied there. Untie it and bring it here."

The disciples did as Jesus asked. They brought the donkey to Jesus, threw their robes onto the donkey and helped Jesus get on it. People spread their robes along the road, and others spread palm branches cut from the fields.

The whole crowd of the disciples praised God with a loud voice for all the miracles they had seen. "The King who comes in the name of the Lord is the blessed One. Peace in Heaven and glory in the highest Heaven! Hosanna!"

The next day, Jesus went to the temple complex in Jerusalem and drove out everyone buying and selling in the temple.

While Jesus was in the temple complex, people who were blind and people who were lame came to Him. Jesus healed them.

Other religious leaders saw Jesus' miracles and heard the children saying, "Hosanna to the Son of David!" or "Our king is here!" They were angry and asked Jesus, "Do you hear what these children are saying? They are saying you are a king!" "Yes," Jesus replied.

Jesus left them and went to the town of Bethany to spend the night.

Jesus Connection: During Jesus' triumphal entry, the people welcomed Him as King. Jesus was the Messiah spoken about by the prophet Zechariah: "Look, your King is coming to you; He is righteous and victorious, humble and riding on a donkey, on a colt, the foal of a donkey" (Zechariah 9:9). One day, Jesus will return to Earth on a white horse as King over everything (Revelation 19:11).



Key Passage: Romans 10:9 – If you confess with your mouth, "Jesus is Lord," and believe in your heart that God raised Him from the dead, you will be saved.

**DO
NOT
DISTRIBUTE

FOR
REVIEW
ONLY**

PALM BRANCH CROSSING

Find the path for Jesus to follow into Jerusalem. You may only travel across palm branches that match.



MAKE THE CONNECTION

Choose the correct words to find in the blanks and complete the Jesus connection.

During _____ (**Jesus' / John's**) triumphal entry, the people welcome Him as _____ . (**president / King**)

Jesus was the _____ (**Messiah / messenger**) spoken about by the prophet _____ (**Jonah / Zechariah**) :

" _____ , (**Listen / Look**) your King is coming to you; He is righteous and _____ , (**victorious / defeated**)

humble and riding on a _____ (**horse / donkey**), on a colt, the foal of a donkey."

One day, Jesus will return to _____ (**Heaven / Earth**) on a _____ (**brown / white**) horse

as King over _____ (**the oceans / everything**) .

**DO
NOT
DISTRIBUTE

FOR
REVIEW
ONLY**

THE LORD NEEDS IT

Connect the dots to discover what Jesus told His disciples to bring Him.



"The Lord needs it," _____ said.

"Hosanna to the Son of David!" _____ said.

"Blessed is he who comes in the name of the Lord!" _____ said.

"Teacher, rebuke your disciples," _____ said.

"You will find a young donkey tied there," _____ said.

"Look, your King is coming, sitting on a donkey's colt," _____ said.

WHO SAID IT?

Follow the maze to discover who said what.

the crowd

the religious leaders

the children

the prophet Zechariah

Jesus

Jesus' disciples

**DO
NOT
DISTRIBUTE

FOR
REVIEW
ONLY**



JOURNEY TO JERUSALEM

INSTRUCTIONS: Complete the maze to remember that Jesus rode a donkey to get to Jerusalem.



KEY PASSAGE:

Romans 10:9 – If you confess with your mouth, “Jesus is Lord,” and believe in your heart that God raised Him from the dead, you will be saved.

BIG PICTURE QUESTION:

- Who saves us from our sin? Only Jesus saves us from our sin.

BIBLE STORY: JESUS PREPARED FOR THE CROSS

- Jesus traveled to Jerusalem on a young donkey, just as Scripture prophesied.
- People welcomed Jesus to Jerusalem as their King.
- The religious leaders wanted people to stop praising Jesus.
- Jesus knew that He deserved their praise.

FAMILY DISCUSSION STARTERS:

- What kind of King did the people expect Jesus to be?
- What kind of King is Jesus?

FAMILY ACTIVITY:

- Recruit your kids to help with yard work. Collect branches from the bushes or trees around your home and hold a mini parade, waving the branches. Take turns being the “guest of honor” and walking on the branches.

Jesus Prepared for the Cross
SL 5 | LOVE

**DO
NOT
DISTRIBUTE**

**FOR
REVIEW
ONLY**



CAN YOU FIND THEM?

INSTRUCTIONS: Find and circle in the Bible story picture the items from the key. There may be more than one of some items.



10



5



2



13



1

KEY PASSAGE:

Romans 10:9 – If you confess with your mouth, “Jesus is Lord,” and believe in your heart that God raised Him from the dead, you will be saved.

BIG PICTURE QUESTION:

- Who saves us from our sin?
- Only Jesus saves us from our sin.

BIBLE STORY: JESUS PREPARED FOR THE CROSS

- Jesus traveled to Jerusalem on a young donkey, just as Scripture prophesied.
- People welcomed Jesus to Jerusalem as their King.
- The religious leaders wanted people to stop praising Jesus.
- Jesus knew that He deserved their praise.

FAMILY DISCUSSION STARTERS:

- What kind of King did people expect Jesus to be?
- What kind of King is Jesus?

FAMILY ACTIVITY:

- Recruit your kids to help with yard work. Collect branches from bushes or trees and hold a mini-parade, waving the branches. Take turns being the “guest of honor” and walking on the branches.
- Take your family to a petting zoo that has donkeys. Allow your kids to pet or even sit on a donkey. Discuss the story.

Jesus Prepared for the Cross

SL 5 | LOVE

**DO
NOT
DISTRIBUTE**

**FOR
REVIEW
ONLY**



© 2019 LifeWise used by permission

LIFEWISE
ACADEMY
♦ ♦ ♦

POWERED BY THE GOSPEL PROJECT

PEOPLE WELCOMED JESUS
TO JERUSALEM AS THEIR KING.

SL 5 Jesus Prepared for the Cross | LOVE

**DO
NOT
DISTRIBUTE**

**FOR
REVIEW
ONLY**



DO
NOT
DISTRIBUTE
FOR
REVIEW
ONLY

Gather the Palm Leaves

Instructions: Print on heavyweight paper and cut apart. Use as directed in the leader guide.
SL 5 Jesus Prepared for the Cross | LOVE

**DO
NOT
DISTRIBUTE**

**FOR
REVIEW
ONLY**

DO
NOT
DISTRIBUTE
FOR
REVIEW
ONLY

Gather the Palm Leaves

Instructions: Print on heavyweight paper and cut apart. Use as directed in the leader guide.
SL 5 Jesus Prepared for the Cross | LOVE

**DO
NOT
DISTRIBUTE**

**FOR
REVIEW
ONLY**



SPECIAL LESSON 6: LOVE

JESUS DIED AND ROSE AGAIN

Matthew 26:36–28:10; John 18:1–20:18



JESUS DIED AND ROSE AGAIN

- ♦ Matthew 26:36–28:10; John 18:1–20:18
- ♦ Big Picture Q&A: Who saves us from our sin? Only Jesus saves us from our sin.
- ♦ Key Passage: Romans 10:9 – If you confess with your mouth, “Jesus is Lord,” and believe in your heart that God raised Him from the dead, you will be saved.



JESUS CONNECTION

We deserve to die because of our sin, but Jesus died in our place. He was the blood sacrifice made once and for all for the forgiveness of sin. God was pleased with Jesus’ sacrifice and raised Jesus from the dead to reign as King over all creation. We are forgiven only through Jesus (Acts 4:12).



LIFEWISE QUALITY

LOVE – Choosing to support and care for others whether or not they deserve it.

LEADER BIBLE STUDY

The Pharisees and other Jews in Jerusalem did not like Jesus. He didn’t play by their rules (Mt. 12:1–14), He claimed to be God (Jn. 8:58–59, 10:22–33) and He extended salvation beyond the Jewish people (Lk. 4:29). So, they plotted several times how they might kill Him.

The events leading up to His death did not surprise Jesus. Each step was part of God’s established plan (see Isa. 53:10; Acts 2:23). But knowing God’s plan didn’t lessen Jesus’ suffering as He was betrayed by His friends, arrested, falsely accused and beaten. As you teach kids about the arrest of Jesus, help them understand the gravity of the events.

First, Jesus wanted to do God’s plan. Jesus came to Earth to rescue people from sin. He was committed to doing the Father’s will (Mt. 26:39, 42). When Judas showed up with a crowd, Jesus didn’t run. He didn’t even allow Peter to stand in His defense (Mt. 26:52). Jesus willingly gave Himself up for us because He loves us (Eph. 5:2).

Second, Jesus was betrayed and arrested even though He did nothing wrong. The Jews tried to find a legitimate reason to kill Jesus, but they couldn’t find one (Mt. 26:59–60). Jesus did what we failed to do: He perfectly obeyed the law. His arrest was not just. The trial was not fair. But this had to happen. Only a sinless, perfect sacrifice could take away sin (Heb. 9:11–14).

Finally, Jesus is who He says He is. After Jesus’ arrest, the high priest asked Jesus if He was the Son of God. Jesus affirmed that He is (Mt. 26:64). The high priest accused Him of blasphemy (speaking against God), but Jesus always told the truth.

Jesus felt the pain of betrayal and the agony of His imminent suffering and death. He came to do His Father's plan no matter what in order to bring salvation to the world.

Jesus' purpose for coming to Earth was to save us from our sin (Mt. 1:21). Why did Jesus have to die? Why couldn't He just say, "You are forgiven"? God is just and requires due payment for sin. To simply forgive sin without requiring a payment would be unjust. According to God's Word, the payment of sin is death (Rom. 6:23). But not only is God just, He is also loving. That is why Jesus was willing to die in our place.

Jesus came to die to show God's love to us (Rom. 5:7-8) so that whoever believes in Him might not perish but have eternal life (Jn. 3:16). Jesus came to die so that we would be forgiven (Eph. 1:7). Jesus came to die to bring us to God (1 Pet. 3:18).

Jesus died on the cross to satisfy the wrath of God toward sin. Jesus' resurrection proved that God was satisfied with Jesus' sacrifice, and forgiveness and life are found in Him (see 1 Cor. 15:17). If Jesus had died but not been raised up, He would have been like military leaders who died without a throne (Ac. 5:33-37). But Jesus conquered death, just as He said He would (Jn. 2:19-21).

Jesus' resurrection gives us hope for our resurrection (Rom. 6:5). And Romans 8:11 says that the same Spirit who raised Jesus from the dead will raise our bodies to life.

Jesus' crucifixion and resurrection are not the end of the story, but the center of it. Everything that was written about Jesus in the Old Testament and spoken by the prophets was coming true. As you teach students this Bible story, emphasize the gospel: the good news of who Jesus is and what He has done.

BIBLE TIMELINE & REVIEW (3 MIN)

This week, we will look at Jesus' death on the cross and resurrection as we celebrate Easter. What feast were Jesus and the disciples celebrating in Jerusalem? (*Passover*.) What event in Israel's history does that feast remember? (*The first Passover; the Exodus*.) The Passover lamb in Exodus was a symbol of the perfect sacrifice that Jesus was about to make. Because of His death, our sins could be forgiven. Today's Bible story might seem very sad, but it has a very good ending!

SESSION STARTERS (5-10 MIN)

Dead or Alive? (Older Students)

- ♦ Instruct the class to spread out around the room and lay on the floor. Tell them they must be very still and quiet. Explain that you will call out the name of a famous person from history. If that person is alive, they should jump up and shout, "He's alive!" If dead, they should remain still. Call out the following names, pausing for kids to respond. [*Hint: Only Jesus is alive!*] Names: George Washington, Thomas Jefferson, Christopher Columbus, Jackie Robinson, Paul Revere, Albert Einstein, Elvis Presley, Thomas Edison, Walt Disney, Moses, William Shakespeare, Abraham Lincoln. Finally, call out "Jesus!"
- ♦ Jesus is alive! He died on the cross and came back to life. He is still alive today!

Can't Say No (Older and Younger Students)

- ♦ Before class, write out individual tasks a student could perform. [*Suggestions: Tie a friend's shoe, high-five two people, sit on the floor, do three jumping jacks, count backward from 10 to 1, etc.*] Allow them to take turns drawing a task to perform. No one should say no to performing their task.

- ◆ Jesus never told God no when God asked Him to do hard things. He was willing to give His life for our sin. Jesus always follows God's plan.

Separating Sin (Older and Younger Students)

- ◆ As a group, invite the class to brainstorm some of the things we do that separate us from God. (*Sin*.) List each one on the board.
- ◆ The Bible says that we have all sinned and fallen short of the glory of God (see Rom. 3:23). Our sin separates us from God because He is holy. Draw a large cross over the sins listed on the paper. When Jesus died, He took our sin upon Himself and faced the punishment we deserve. Jesus died on the cross to save people from sin, and He is alive.

Cross Puzzle (Younger Students)

- ◆ Before the session, use the cross puzzle template to prepare a cross puzzle for every group of three or four students. Place the cross template over construction paper or craft foam and secure it with tape while you trace the template. Then, take off the template and cut apart the cross where the lines indicate. Mix up the puzzle pieces and invite students to arrange them in a special shape. Allow the class to work for a few minutes. Then, challenge them to use the shapes to form a cross.
- ◆ Do you know why this shape is special? The cross reminds us of the story of Jesus' crucifixion (when He was killed) and resurrection (when He came back to life). That's the story we will hear about today.

It's Empty! (Younger Students)

- ◆ As the class watches, place a rock or paper wad beneath two overturned cups. Show that nothing is under the third cup. Quickly move the cups to confuse the students about the position of the empty cup. After several seconds, invite a volunteer to guess which cup is empty. Lift the cup to reveal what is (or isn't) underneath. Then, play again. To make the game more difficult, turn away from the class and mix up the cups. Then, ask one person to guess which cup is empty. Allow her to poll the audience to see if they agree before lifting the cup.
- ◆ You were looking for the empty cup. In the Bible story we will hear today, people expected to find Jesus' body in His tomb, but when they got there, the tomb was empty!

KEY PASSAGE ACTIVITY/BIG PICTURE Q&A (5 MIN)

Romans 10:9

If you confess with your mouth, "Jesus is Lord," and believe in your heart that God raised Him from the dead, you will be saved.

Fill in the Blank (Older and Younger Students)

- ◆ Write most of the key passage on a chalkboard or dry erase board, leaving a blank space for a few key words. Draw small lines for each letter of each word in the blank spaces (like hangman). Draw a palm branch with individual leaves on the board. Have students guess a letter or word. Every time the guess is incorrect, erase a leaf. Challenge the class to finish the key passage before the palm leaf is erased. Instruct students to say the key passage all together after finishing the passage.

Hunt and Order (Older and Younger Students)

- ◆ Before class, write the words or phrases of the key passage on strips of construction paper. Place the strips around the room. Challenge the class to find the pieces. As they find them, they should gather at the front of the room and arrange the strips in the proper order. Lead students to read the verse aloud.

Big Picture Q&A

Q: Who saves us from our sin?

A: Only Jesus saves us from our sin.

BIBLE STORY (10 MIN)

Jesus Died and Rose Again | Matthew 26:36–28:10; John 18:1–20:18

After Jesus celebrated the passover meal with His disciples, they went to Gethsemane (geth SEM uh nih). He prayed, “Father! If it is possible, take this suffering away from Me. But only if it is part of Your plan.”

While Jesus prayed, the disciples fell asleep. Jesus said, “Get up. It is almost time.”

Suddenly, Judas arrived with a large crowd. Judas kissed Jesus so the crowd would know who Jesus was.

The crowd grabbed Jesus and arrested Him. Peter tried to stop the men, but Jesus told Peter to stop. Jesus’ followers ran away, but Peter stayed nearby. Three times, Peter was asked if he was a follower of Jesus. “No! I’m not!” Peter said.

Jesus was led to the high priest. The religious leaders tried to find a reason to kill Jesus, but they could not. The high priest asked, “Are you the Messiah, the Son of God?”

Jesus replied, “Yes, that’s right.”

The high priest said, “Aha! He has spoken against God. He deserves to die!” The religious leaders did not want to believe Jesus was God’s Son. They led Jesus to Pilate, the governor.

“Are you the King of the Jews?” Pilate asked.

“Yes, that’s right,” Jesus replied.

“What should I do with Jesus?” Pilate asked the crowd.

“Crucify Him!” they answered.

Pilate did not think Jesus had done anything wrong, but he handed Jesus over. The soldiers put a scarlet robe and a crown of thorns on Jesus. Then, they mocked Him, “Here is the King of the Jews!” They beat Jesus and led Him away to be killed.

The soldiers nailed Jesus to a cross. They put a sign above His head that said THIS IS JESUS OF NAZARETH, THE KING OF THE JEWS. Two criminals were crucified next to Him.

Darkness covered the land. Then, **Jesus cried out, “My God, My God, why have You forsaken Me?” Jesus shouted again, and then He died.**

Suddenly, the curtain in the temple sanctuary split in two, from top to bottom, and there was an earthquake. One of the men guarding Jesus’ body said, “This man really was God’s Son!”

Jesus was buried in a tomb. A stone was sealed in front of the tomb so that no one could steal Jesus’ body. On the third day, Mary Magdalene (MAG duh leen) and the other Mary went to the tomb. Suddenly, there was an earthquake. An angel of the Lord rolled back the stone.

The angel spoke to the women, “Don’t be afraid! I know you are looking for Jesus, but He is not here. He has been resurrected, just like He said He would. In fact, He is going ahead of you into Galilee.”

The women hurried to tell the disciples the good news. Just then, Jesus met them. “Good morning!” He said. The women worshiped Him. **“Don’t be afraid,” Jesus told them. “Go tell My disciples to meet Me in Galilee. They will see Me there.”**



JESUS CONNECTION

We deserve to die because of our sin, but Jesus died in our place. He was the blood sacrifice made once and for all for the forgiveness of sin. God was pleased with Jesus’ sacrifice and raised Jesus from the dead to reign as King over all creation. We are forgiven only through Jesus (Acts 4:12).

LIFEWISE QUALITY (3–4 MIN)

LOVE – Choosing to support and care for others whether or not they deserve it.

Living LifeWise

Jesus’ love, displayed on the cross, changes my heart so I can love like He does.

Character Connection

Jesus didn’t just say He loved us, because words are easy to ignore. When we really love someone, we prove it by what we do. That’s why Jesus died on the cross. The Bible says in Romans 5:8, “But God demonstrates His own love for us in this: While we were still sinners, Christ died for us.”

God wants us to be loving, too. But God’s definition of love isn’t just doing something nice or feeling a special way about someone. God says that love is patient and kind. It puts itself last and takes care of others first.

We can’t do this on our own, obviously. We need His help. So, when we turn to Jesus, His love changes our hearts. He gives us His love, so we can love others the way He loved us. It can seem hard, even impossible, to love some people, but with God’s love in our hearts, we can show the same kind of love to other people that Jesus showed for us.

How can you show your love is more than just words in these situations?

- ◆ A relative of yours is injured and not able to leave their house.
- ◆ You tell a friend you'll be on their team, but then a second friend asks you to be on theirs.
- ◆ You promise to use your allowance to buy gifts for a Christmas toy drive, but then your favorite game announces a new release.

BIBLE STORY REVIEW (5 MIN)

- ◆ Where did Jesus pray?
Gethsemane, Mt. 26:36
- ◆ What were the disciples doing while Jesus prayed?
Sleeping, Mt. 26:40
- ◆ Who brought a crowd to arrest Jesus?
Judas, Mt. 26:47; Jn. 18:2-3
- ◆ Why did the high priest say Jesus deserved to die?
He claimed Jesus spoke against God, Mt. 26:64
- ◆ What did the soldiers put on Jesus?
A scarlet robe and a crown of thorns, Mt. 27:28-29; John 19:2
- ◆ What was the charge against Jesus, written on a sign above His cross?
King of the Jews, Mt. 27:37
- ◆ What covered the land while Jesus hung on the cross?
Darkness, Mt. 27:45
- ◆ What happened in the temple at the same time Jesus died?
The curtain was split in two, Mt. 27:52
- ◆ Why did Pilate send soldiers to guard Jesus' tomb after He died?
To make sure no one stole His body and claimed He had risen from death, Mt. 27:64
- ◆ What did the angel tell the women?
Jesus was not there—He had been resurrected, Mt. 28:6

REINFORCEMENT ACTIVITIES (5-10 MIN)

Easter Trivia (Older and Younger Students)

- ◆ Form two teams. Explain that you will read a question and give three possible answers. Students should quickly discuss the answer and then send one player to write the answer (A, B or C) on the board. Players should cover the answer with their hands. When both teams are ready, let them uncover their answers. Award a point for each correct answer. The team with the most points wins.
 - ◆ Why had many Israelites traveled to Jerusalem? A. To escape from Pharaoh; **B. To celebrate Passover**; C. To listen to Jesus
 - ◆ How many disciples did Jesus send into a village ahead of them? A. 1; **B. 2**; C. 3
 - ◆ What did people spread on the road in front of Jesus? **A. Their robes**; B. Their food; C. Their money

- ✧ What word did the people say that means “save now”? A. Messiah; B. Shalom; **C. Hosanna**
- ✧ Jesus said if the disciples were quiet, what would praise Him? A. The animals; B. The river; **C. The rocks**
- ✧ Which prophet said Jesus would come, riding on a donkey? **A. Zechariah**; B. John; C. Moses
- ✧ What will Jesus ride when He comes again one day? A. A brown donkey; B. A purple dragon; **C. A white horse**
- ✧ Today’s Bible story comes from Matthew and John. These books are found in what division of the Bible? A. New Testament Letters; **B. Gospels**; C. Major Prophets
- ✧ Which of Jesus’ disciples helped the crowd arrest Jesus? **A. Judas**; B. John; C. Peter
- ✧ What did the crowd want to do to Jesus? A. Put Him in prison; **B. Crucify Him**; C. Free Him
- ✧ Why did the crowd want to kill Jesus? A. He was a criminal; **B. He claimed to be God’s Son**; C. They didn’t want to kill Him
- ✧ What happened when Jesus died? A. The curtain in the temple sanctuary split in two; B. There was an earthquake; **C. Both A and B**
- ✧ Who rolled away the stone in front of Jesus’ tomb? **A. An angel of the Lord**; B. A gardener; C. Mary Magdalene
- ✧ What did the angel say about Jesus? A. His body has been stolen; **B. He has been resurrected**; C. He is still in the tomb.
- ✧ Jesus died on the cross to save people from sin, and He is what? A. Still dead; B. Sleeping; **C. Alive**

Roll Away the Stone (Older and Younger Students)

- ◆ Before class, cut small pieces from a small foam ball to make it look more rock-like. This will also make it roll differently. Create a set of tape lines on a tabletop or the floor. Assign point values to each tape line with the highest value farthest from the start line. After the lesson, form two teams. Alternating teams, ask a question from the Easter Trivia game above without the multiple choice answers. Every time a team answers correctly, they may roll the stone to earn points for their team.

Guess Who (Older and Younger Students)

- ◆ Invite kids to play a “Guess Who” game. You will describe someone from the story and they should guess who it is.
 - ✧ Jesus sent us into a village. (*Two disciples*)
 - ✧ We put our robes on the donkey. (*The 12 disciples*)
 - ✧ We placed robes and palm branches along the road. (*The people*)
 - ✧ I handed Jesus over to His enemies. (*Judas*)
 - ✧ I said I didn’t know Jesus, even though I was His disciple. (*Peter*)
 - ✧ We nailed Jesus to a cross. (*Roman soldiers*)
 - ✧ I told the women at the tomb that Jesus is alive. (*Angel*)
 - ✧ I was the first one to see Jesus after He was raised from the dead. (*Mary Magdalene*)

Easter Egg Roll (Younger Students)

- ◆ Prepare large colored sheets of paper before class with one word from below on each paper. Use a plastic easter egg. Direct students to sit in a circle. Spread the papers out in the middle of the circle. Have each student take a turn rolling the plastic egg. Find the word the egg stops closest to and ask the student a question about the word.
- ◆ Variation: If more time is available, play hot potato with the egg, to music or silently. When the music stops, the student holding the egg should roll it and answer a question about that word.
- ◆ Suggested Words:
 - ◇ **Hosanna**
 - What does the word Hosanna mean? (*Save now.*)
 - What did the people wave as they shouted, "Hosanna?" (*Palm branches.*)
 - What did the people lay down on the road? (*Their robes.*)
 - What did the people want Jesus to save them from? (*The Romans.*)
 - ◇ **Silver coins**
 - Who handed Jesus over to His enemies? (*Judas.*)
 - How many silver coins was Judas given? (*30 silver coins.*)
 - Why couldn't the leaders arrest Jesus during the day? (*The people might fight for Him.*)
 - How did Judas betray Jesus? (*With a kiss.*)
 - ◇ **Temple**
 - Whom did Jesus heal at the temple? (*The blind and lame.*)
 - Whom did Jesus get upset with? (*The people buying and selling.*)
 - What did Jesus say people should be able to do at God's house? (*Pray.*)
 - ◇ **Wine**
 - What did Jesus say the wine is like? (*Jesus' blood.*)
 - What was Jesus' blood able to do? (*Clean us up from sin.*)
 - ◇ **Bread**
 - What did Jesus say the bread is like? (*Jesus' body, which was broken for us.*)
 - What do believers now celebrate to remember Jesus' death? (*Communion.*)
 - ◇ **Passover**
 - Why did the Jews celebrate Passover? (*To remember how God freed them from slavery.*)
 - During the first Passover, what saved the people from death? (*Blood from a perfect lamb.*)
 - Where did God tell the people to put the lamb's blood? (*On the door frame and posts.*)
 - What did the people eat at Passover? (*A lamb.*)
 - ◇ **Cross**
 - Why was Jesus nailed to the cross? (*To take our punishment for sin.*)

- Was Jesus being punished for something He had done wrong? (*No, He only did what was right.*)
- How many other men were crucified with Jesus? (*Two thieves.*)

❖ Servant

- What did Jesus do for the disciples to show His love for them? (*Wash their feet.*)
- Who, at first, refused to have Jesus wash his feet? (*Peter.*)

Nail Crosses (Older Students)

- ◆ Demonstrate how to make a cross with masonry nails:
 - ❖ Lay two nails side by side in opposite directions.
 - ❖ Use a dot of glue to secure the nails together.
 - ❖ Repeat steps 1 and 2 with another pair of nails.
 - ❖ Form the two pairs into a cross. Secure them together with a dot of glue.
 - ❖ Position the middle of the twine at the center of the cross. Wrap the twine twice around the nails in an X pattern. When you finish, tie a knot on the back.
 - ❖ Use a dot of glue to secure the twine to the top of the cross.
 - ❖ Tie the ends of the twine in a knot so kids can hang their crosses.
- ◆ Who saves us from our sin? Only Jesus saves us from our sin. Hang your cross somewhere you will see it often as a reminder that Jesus died on the cross to save people from sin, and He is alive. Jesus' death on the cross and His resurrection—rising from the dead—is good news for sinners. We deserve to die because of our sin, but Jesus died in our place. He was the blood sacrifice made once and for all for the forgiveness of sin. God was pleased with Jesus' sacrifice and raised Jesus from the dead to reign as King over all creation. We are forgiven only through Jesus (see Acts 4:12).

Free the Captives (Older and Younger Students)

- ◆ Divide the class into two teams. Explain that one student from each team will play rock-paper-scissors against each other. The winner stays in the game; the other player goes to his team's "prison." If two players tie, the first student who calls out, "He's alive!" frees any of her teammates from prison. The team that sends all of the other players to prison wins. Play more rounds as time allows.
- ◆ Jesus' death and resurrection freed people from something much worse than prison. Jesus died on the cross to save people from sin, and He is alive. When we trust in Jesus, we are freed from the power of sin and receive eternal life with God.

Beaded Salvation Bracelet (Older and Younger Students)

- ◆ Provide for each student with a leather cord and one bead in each of five colors: dark gray, red, blue, green, yellow. Explain what the colors represent as the class threads the beads onto the cord.
 - ❖ **Black:** We are dead in our sins apart from Christ (Eph. 2:1)
 - ❖ **Red:** Jesus' blood covers our sin when we repent and trust in Him (1 John 1:7)
 - ❖ **Blue:** We follow Jesus' example to be baptized to show our new life in Jesus Christ (Rom. 6:4)

- ✧ **Green:** The Holy Spirit helps us grow in our faith in Jesus (Eph. 4:15)
- ✧ **Yellow:** When Jesus returns to Earth, we will live with Him forever (John 14:3)
- ◆ Assist students in making a slipknot to tie the bracelet to their wrists. Make sure the bracelet is loose enough that kids can easily get it on and off. Kids may also choose to make a bracelet to give to a friend. Encourage kids to share with their friends that Jesus died on the cross to rescue people from sin.

The Gospel: God's Plan for Us (Younger Students)

- ◆ Copy each gospel poster symbol onto a sheet of paper: *crown, X, cross, gift, hands*. Post four of the papers in the corners of the room and the fifth on the floor at the center of the room. Review the five parts of the gospel plan. Guide the class to move between the corresponding pictures. Then, instruct students to scatter around the room. Call out a heading and challenge the students to run to the correct picture. Repeat as time allows.
- ◆ Symbols:
 - ✧ **Crown:** God rules. God is in charge of everything.
 - ✧ **X:** We sinned. Everyone sins, or disobeys God. Our sin separates us from God.
 - ✧ **Cross:** God provided. Explain that God is holy and must punish sin. God sent His Son, Jesus, to take the punishment we deserve.
 - ✧ **Gift:** Jesus gives. Say that Jesus took our punishment for sin by giving His life, and He gives us His righteousness.
 - ✧ **Hands:** We respond. We can choose to turn away from sin and believe in Jesus.
- ◆ The gospel tells us the good news about Jesus. God created everything, and He is in charge of everything. Everyone sins, or disobeys God. Our sin separates us from God. God is holy and must punish sin. God sent His Son, Jesus, to take the punishment we deserve. Jesus died on the cross to save people from sin, and He is alive. We can respond to the gospel by trusting in Jesus as Lord and Savior.

Activity Pages & Recap Cards (5–10 min) (For in-class or take-home use)

- ◆ Death and Resurrection Scramble (Older Students)
- ◆ Once and For All (Older Students)
- ◆ Resurrection Inspection (Younger Students)
- ◆ Color By Number (Younger Students)

Prayer & Requests (3–5 min)

Lord God, You are so faithful. Thank You for Your Word so we can know about Your perfect plan to rescue people from sin. Thank You for keeping Your promise to send a Savior. We love You! Lord God, we celebrate today the resurrection of Jesus! Thank You, Father, for sending Your Son to rescue us from sin. Help us to remember the truth of the gospel this week. Please change our hearts to love You more. Amen.

Journal Page

List the names of people you could tell about Jesus' death and resurrection. Pray for the people listed and tell them this week that Jesus is alive!

FOR REVIEW ONLY

FAMILY DISCUSSION STARTERS

- Why did Jesus die?
(See 2 Corinthians 5:21.)
- Jesus is alive! Where is He today?
(See Hebrews 10:12.)
- Have you trusted in Jesus as your Lord and Savior?



JESUS DIED AND ROSE AGAIN

MATTHEW 26:36-28:10; MARK 16:1-16; LUKE 19:28-44; JOHN 12:12-19, 18:1-20:18

Jesus died on the cross to save people from sin, and He is alive.

Jesus came with His disciples to Gethsemane. He prayed, "Father! If it is possible, take this suffering away from Me. But only if it is part of Your plan."

Suddenly Judas arrived with a large crowd. Judas kissed Jesus so the crowd would know who Jesus was. The crowd grabbed Jesus and arrested Him.

Jesus was led to the high priest. The high priest asked, "Are you the Messiah?"

Jesus replied, "Yes, that's right."

The high priest said, "Ah ha! He has spoken against God. He deserves to die!" They led Jesus to Pilate, the governor.

"Are you the King of the Jews?" Pilate asked.

"Yes, that's right," Jesus replied.

The soldiers put a scarlet robe and a crown of thorns on Jesus. Then they mocked Him, "Here is the King of the Jews!"

The soldiers nailed Jesus to a cross. Jesus cried out, "My God, My God, why have You forsaken Me?" Jesus shouted again and then He died.

Jesus was buried in a tomb. A stone was sealed in front of the tomb so that no one could steal Jesus' body.

On the third day, Mary Magdalene and the other Mary went to the tomb. The angel spoke to the women, "Don't be afraid! I know you are looking for Jesus, but He is not here. He has been resurrected, just like He said He would."

The women hurried to tell the disciples the good news. Just then Jesus met them. "Good morning!" He said. "Don't be afraid," Jesus told them. "Go tell My disciples to meet Me in Galilee. They will see Me there."

Jesus Connection: *The crucifixion and resurrection of Jesus is the center of the gospel. We deserve to die because of our sin, but Jesus died in our place. He was the blood sacrifice made once and for all for the forgiveness of sin. God was pleased with Jesus' sacrifice and raised Jesus from the dead to reign as King over all creation. We are forgiven only through Jesus (Acts 4:12).*

Key Passage: *Romans 10:9 – If you confess with your mouth, "Jesus is Lord," and believe in your heart that God raised Him from the dead, you will be saved.*

FOLD

**DO
NOT
DISTRIBUTE

FOR
REVIEW
ONLY**

DEATH AND RESURRECTION SCRAMBLE

Unscramble the words to discover the main point of today's Bible story.

ESSUJ DEID NO TEH

CORSS OT SVAE PLEEOP

FOMR ISN. DAN

!

EH SI VALIE YODAT

LIFEWISE
ACADEMY
+++

POWERED BY THE GOSPEL PROJECT

THE GOSPEL: GOD'S PLAN FOR US

Match each part of the gospel plan to its description.

We respond.

God provided.

God rules.

God rules.

We sinned.

Jesus gives.



God created everything. He is in charge of everything.
Read Revelation 4:11.



Everyone sins, or disobeys God. Our sin separates us from God. Read Romans 3:23.



God is holy and must punish sin. God sent His Son, Jesus, to take the punishment we deserve. Read John 3:16.



Jesus took our punishment for sin by giving His life, and He gives us His righteousness. God sees us as if we lived the perfect life Jesus lived. This is the best gift ever!
Read 2 Corinthians 5:21.



Everyone has a choice to make. Will you trust Jesus as your Savior and Lord? You can turn from self and sin and turn to Jesus. Read Romans 10:9-10.

**DO
NOT
DISTRIBUTE

FOR
REVIEW
ONLY**

ONCE AND FOR ALL

For each blank, begin at the cross and follow the instructions. Write the letter in the blank. (Example: Right 2, Down 1 = R)

D	S	Y	F	G
C	G	H	A	T
Q	O	+	U	W
E	P	U	L	R
Z	I	M	X	N

† UP 2, LEFT 1 — † RIGHT 1, UP 2 —

† RIGHT 1, UP 1 — † LEFT 1, DOWN 2 —

† LEFT 2, UP 1 — † UP 1, LEFT 2 —

† RIGHT 2, DOWN 1 — † LEFT 2, DOWN 1 —

† DOWN 2, LEFT 1 — —

JESUS' LAST DAYS

Number the events in the order they happened.



Jesus was buried in a tomb.
Soldiers stood guard
at the tomb.

Jesus rose from the dead.
He appeared to His disciples.

The crowd grabbed Jesus
and arrested Him.

While Jesus prayed,
His disciples fell asleep.

Jesus died on the cross.
Two criminals were crucified
next to Him.

LIFEWISE
ACADEMY
+++

POWERED BY THE GOSPEL PROJECT

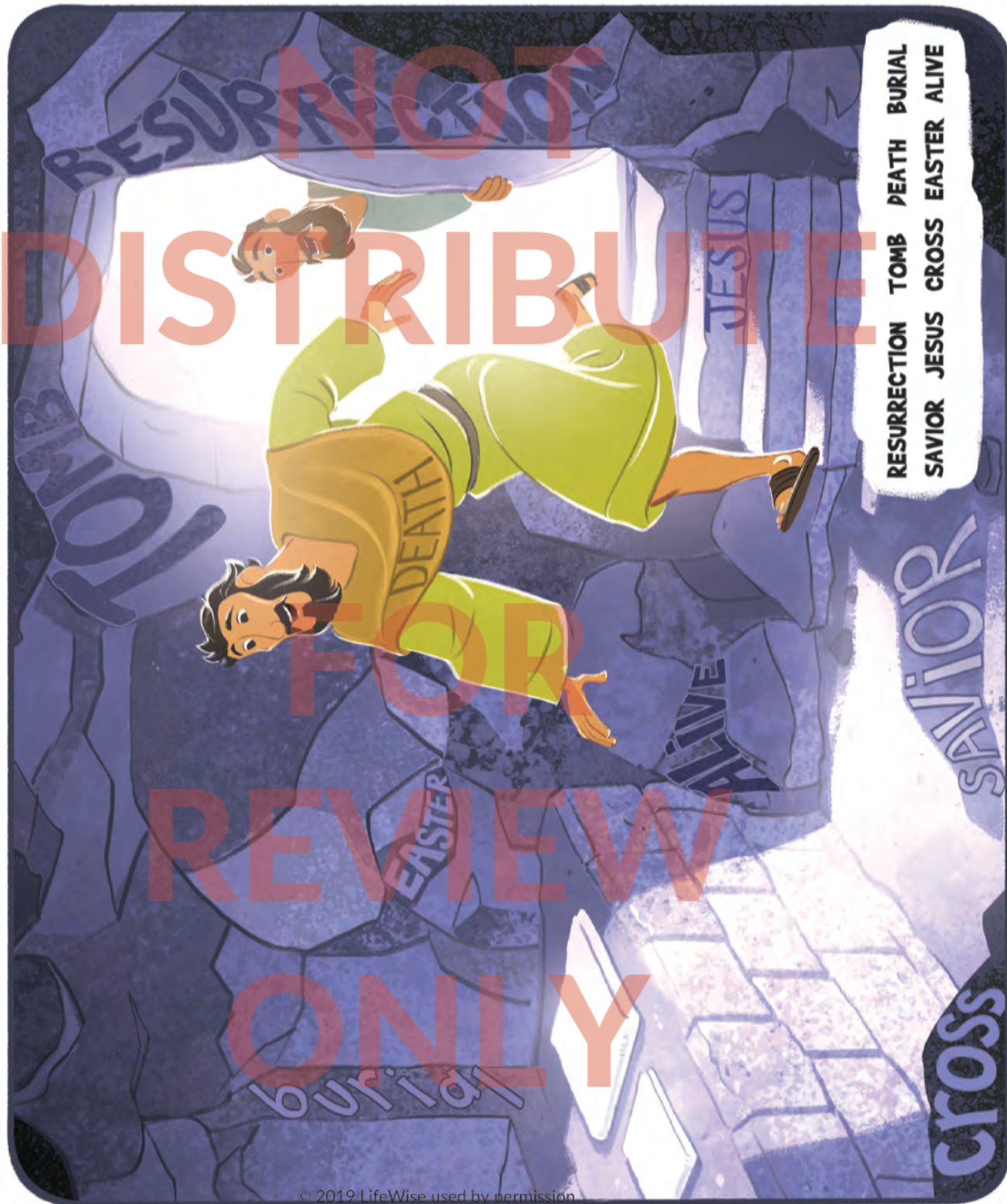
**DO
NOT
DISTRIBUTE

FOR
REVIEW
ONLY**



RESURRECTION INSPECTION

INSTRUCTIONS: Find and circle all nine key words in the Bible story picture.



© 2019 LifeWise used by permission

KEY PASSAGE:

Romans 10:9 – If you confess with your mouth, “Jesus is Lord,” and believe in your heart that God raised Him from the dead, you will be saved.

BIG PICTURE QUESTION:

- Who saves us from our sin?
- Only Jesus saves us from our sin.

BIBLE STORY: JESUS' CRUCIFIXION AND RESURRECTION

- Jesus was arrested and accused of blasphemy.
- Jesus was beaten and mocked before being killed on the cross.
- On the third day, God raised Jesus from the dead!
- Jesus died on the cross to save people from sin, and He is alive.

FAMILY DISCUSSION STARTERS:

- Why did the people want to kill Jesus?
- How do you think Jesus' disciples felt when Jesus was arrested and killed?
- How do you think they felt when they saw Jesus was alive?

FAMILY ACTIVITY:

- Find an “Empty Tomb Cookie” recipe on the Internet. Prepare it with your family and explain the symbolism of ingredients.

Jesus Died and Rose Again

SL 6 | LOVE

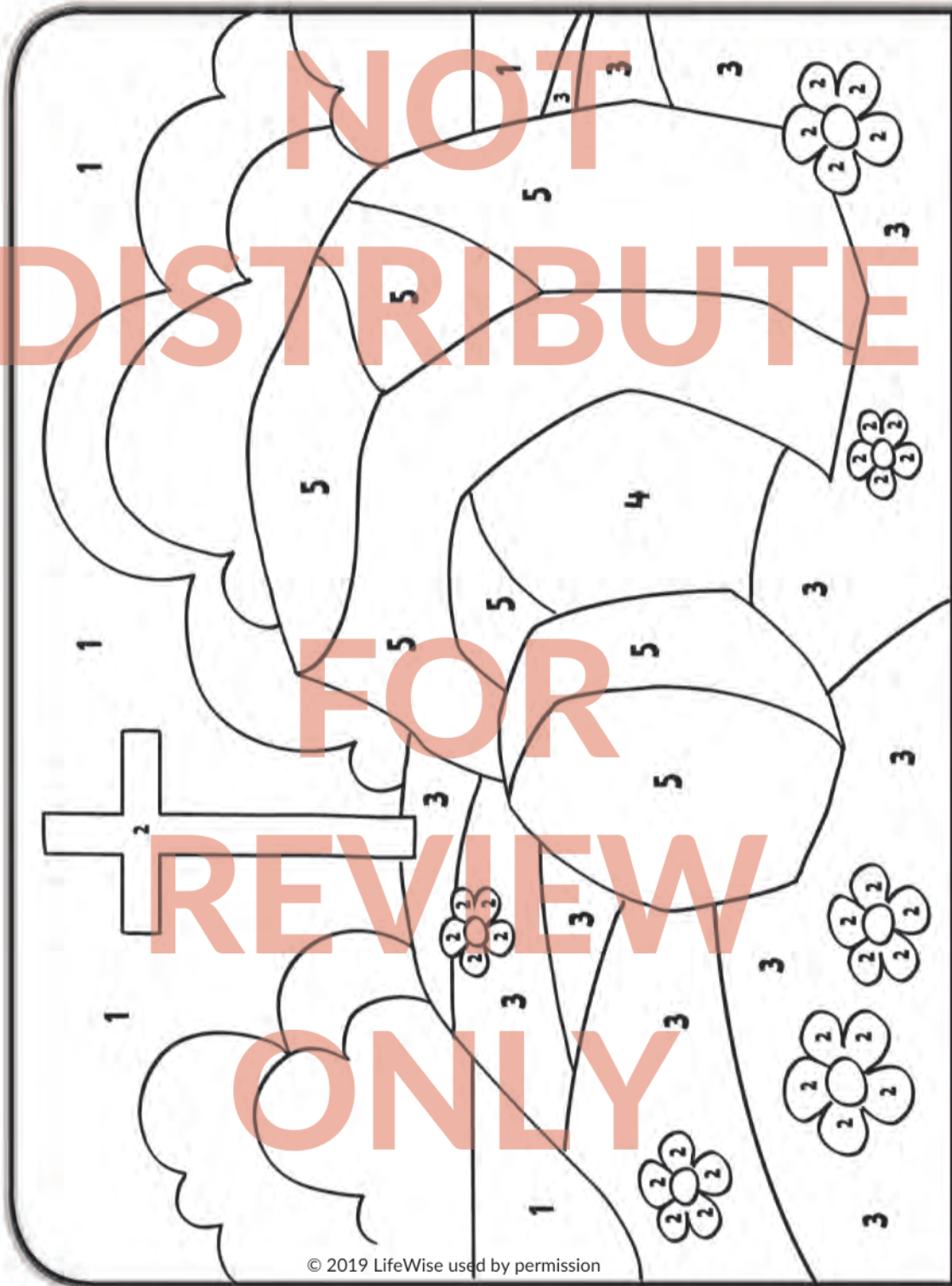
**DO
NOT
DISTRIBUTE**

**FOR
REVIEW
ONLY**



COLOR BY NUMBER

INSTRUCTIONS: Color each section according to the key provided.



© 2019 LifeWise used by permission

KEY PASSAGE: Romans 10:9 – If you confess with your mouth, “Jesus is Lord,” and believe in your heart that God raised Him from the dead, you will be saved.

BIG PICTURE QUESTION:

- Who saves us from our sin? Only Jesus saves us from sin.

BIBLE STORY: JESUS DIED AND ROSE AGAIN

- Jesus was arrested and accused of blasphemy, but He did nothing wrong.
- Jesus was beaten and mocked before being killed on the cross.
- On the third day, God raised Jesus from the dead!
- Jesus died on the cross to save people from sin, and He is alive.

FAMILY DISCUSSION STARTERS:

- Why did the people want to kill Jesus?
- How do you think Jesus’ disciples felt when Jesus was arrested and killed?
- How do you think they felt when they saw Jesus is alive?

FAMILY ACTIVITY:

- Find an “Empty Tomb Cookie” recipe on the Internet. Prepare it with your family and explain the symbolism of ingredients.


Jesus Died and Rose Again

SL 6 | LOVE

1 BLUE 2 RED 3 GREEN 4 BLACK 5 GRAY

**DO
NOT
DISTRIBUTE**

**FOR
REVIEW
ONLY**



JESUS DIED ON THE CROSS TO SAVE PEOPLE
FROM SIN, AND HE IS ALIVE.

**DO
NOT
DISTRIBUTE**

**FOR
REVIEW
ONLY**



SPECIAL LESSON 7: REVIEW

REVIEW LESSON

BIBLE TIMELINE & REVIEW (10 MIN)

Big Picture Q&A Review

- ◆ Briefly review by asking the Big Picture Q&A and a question or two about each story. Use the Timeline, Picture Posters and Recap Cards as visuals. To make it extra fun, use cards that signify a funny voice the teacher and students must use when asking and answering the Big Picture Q&A.

Bible History Order

- ◆ Use the Big Picture Posters to place each story in chronological order as a class.
 - ◇ **Older Students:** Gather all big picture posters of the stories you plan to review. Divide into two teams. Give each team half the pictures and have the teams race to put all the pictures in chronological order.
 - ◇ **Younger Students:** Use one copy of the Big Picture Posters. Place at least half of the picture posters on the board or floor and have the students put the rest of the pictures in the correct places one at a time.

KEY PASSAGE ACTIVITY (10 MIN)

Review this year's key passages by reenacting the students' favorite memory verse activities, games or songs.

Play Bible charades to review the memory verses from the year. Write each memory verse on an index card. Briefly review the verses. Mix up the cards. Choose a volunteer to pick a card and silently do motions for that verse. The first person to guess the verse will act out the next verse.

RECAP CARDS (10-20 MIN)

Use Recap Cards to review the character qualities taught over the last year. If students don't have the cards in front of them, consider displaying LifeWise quality posters or a list of the year's qualities where everyone can see it.

Chronological Order

- ◆ Instruct students to work with a partner to put 10 Recap Cards in chronological order. Challenge them to see which pair is able to do this the most quickly and accurately!

Bingo

- ◆ Give every student 10 Recap Cards. Have them mix up the cards and place them in a row across their desks. Give students two clues to help find each card. Students should place a bingo chip on the card being described. After the second clue for each card is read, identify as a class which card is being described. Older students must get five cards in a row to win and younger students must get four cards in a row.

Recap Card Trivia

- ♦ Use the “Recap Card Trivia” printable to make cards. Students will take turns drawing a card on top of the pile and answering the question or following the direction on the card. Students can play as a whole class or divide into smaller groups with a volunteer or teacher leading each group.

Pick 3

- ♦ If you had to pick, which three of these Qualities would you say are the most important? Do multiple categories as you have time. [*Example categories: easiest to apply, hardest to apply, most fun to do, most fun to receive, etc.*]

Draw It

- ♦ Give students paper and markers and have them draw a picture of a time they displayed one of the qualities this year. Allow volunteers to share their pictures.

As You Like It

- ♦ Have students pick 3–5 qualities and write down one way they would like others to show that quality to them. Remind them of Jesus’ teaching of the “golden rule” (Matt. 7:12) and encourage them to ask God to help them do those things for others as well.

END OF THE YEAR LESSONS (10-15 MIN)

Growing God’s Word in Our Hearts

- ♦ Read through the Parable of the Four Soils in Luke 8:4-15 and talk about how God’s Word helps us to grow in our faith. Show students a packet of seeds and a plant. Compare the two of them and discuss how the Word of God can grow in our hearts. Give each student a piece of paper with a reminder from the lesson to remember and a couple sunflower seeds taped to it that they can plant.

The God Report Card

- ♦ Props needed: Two large envelopes: one labeled “My Report Card,” the other “Jesus’ Report Card.” Three report cards: a report card with all F’s, an identical report card with no grades (to be placed in “My Report Card”) and a Jesus report card with all A+’s.
- ♦ We’ve been learning about God and the Good News of Jesus. Let’s briefly review. Who is Jesus? (*Our creator, the Lord of Lords, the King of Kings, our priest, our prophet, the Son of God.*) What is Jesus like? (*Sinless, loving, all-knowing, all powerful.*) What is the good news? (*Jesus took our punishment by suffering and dying on the cross to save us from our sins. If we choose to believe in Him as our savior from sin, He gives us the gift of the Holy Spirit and eternal life with Him in Heaven.*)
- ♦ In a couple weeks, you’ll get your final report card. I thought it would be interesting to consider what it would be like to get a report card from God.
 - ❖ “My Report Card” Envelope: [*Show envelope.*] Imagine this is your report card and you have to grade yourself and show it to God. Instead of getting grades for math, language arts, science and art you will earn grades on skills such as kindness, love, patience, truthfulness, generosity and giving. What kind of grades do you think you earned this year? [*Discuss. Pull out the report card. It should show all F’s. Discuss and explain.*] God is holy,

so we have to be perfect. Anything less is an F. What do you think it would be like to bring home all F's?

- ❖ **Blank Report Card:** However, the good news fixes our sin problem. God forgives us and washes our sin away. It's like all our F's are erased. But now we are left with a blank report card [show]. Now, we feel like we need to do good things to earn God's love and acceptance, but the problem is that we can never be good enough to earn an A. So, where is the A going to come from?
- ❖ **Jesus' Report Card:** [Show envelope and pull out report card.] The good news is that Jesus lived a perfect life. He earned an A+ in everything, and He chose to trade places with us. He took our F's and gave us His A+'s. [Switch the report cards to the opposite envelope.] When Jesus died on the cross, He not only saved us from sin, but He gave us His righteousness, or perfect standing (record), before God. We don't have to earn it; it is a gift that God gives us.

- ♦ When we choose to repent of our sin and trust in Jesus as savior, God declares us righteous, accepts us as His children, helps us to learn how to live for Him and makes us more like Jesus every day. When we truly understand what Jesus has done, we don't obey His Word because we have to earn His love, but because we already have His love and we want to love Him back, listen to Him and follow Him.

REINFORCEMENT ACTIVITIES (5-10 MIN)

Guess Who? (Older Students)

- ♦ Print off the "Guess Who" pictures before class and put them on the board. Secretly choose one character. Invite the students to guess which person you have chosen by asking yes-or-no questions. Give them some examples of questions they can ask (e.g., *Are they male or female? Were they healed by Jesus?*) and tell them they may only ask 15 questions per round. Students may not ask if the character's name begins with "J" or ask about a specific name until five questions are left in the round. As the students ask questions, remove any pictures that don't fit with the facts of the secret character (e.g., *If a student asks, "Are they male?" and you say "No," remove all the pictures of males*). If a student can guess the correct answer, allow the student to choose the next character and remove the pictures, while you answer the questions.
- ❖ **Possible yes or no questions:** Is it a man? Is it a woman? Did they have to leave their home? Did they obey God? Was he/she a main leader of his/her own people?

Bible Jeopardy (Older and Younger Students)

- ♦ Before class, write five or six categories on individual papers, such as: God, People, Places, Things, Paul's Missionary Journeys and John's Vision of Jesus. Write point values under each category on the paper or white board that can be crossed off or erased. On a separate piece of paper, list the category and point values for answering specific questions in a category correctly. Write out questions for each category that are easy (worth 200 points), moderately challenging (worth 400 and 600 points) and difficult (800 and 1,000 points). For younger classes, only use 200-600 point categories. Split the class into two or three teams.
- ♦ Students may choose the category and point value to answer. If the answer is correct, the team earns the amount of points listed. If incorrect, no negative points are earned and the question can

be chosen again. Encourage students to use their Bibles and Recap Cards to remember the answers needed. Students may answer as a small group, or individually.

- ◆ For extra fun, secretly designate some “daily double” questions that are worth twice the listed amount of points. [*Bible Jeopardy can be done via computer and put on your screen by using the program on playfactile.com or jeopardylabs.com.*]

Bible Bingo (Older and Younger Students)

- ◆ Before class, print the “Bible Story Bingo” printable with words from the corresponding Bible stories that you will review. Make a list of questions that go along with each word. When beginning the game, ask students a question. They must answer with the correct word that is found on their bingo sheet. Anyone with the word may mark it down on their sheet. Do not require students to clear their card if another student gets a bingo. Only the student with a bingo should clear their card and get a new card. Reward students who get a bingo with a piece of candy.

Bible Trivia War (Older and Younger Students)

- ◆ Prepare 10 questions. Write the numbers 1 through 10 on separate index cards. Make two sets and mix up the cards. Divide students into two teams and place one set of cards in a grid face-down in front of each team. Invite kids to take turns flipping over two cards. If the numbers match, read the corresponding review question. For a correct answer, the team gets the amount of points on the card. If a team answers incorrectly, the player flipping cards should turn the cards face-down again. Play passes to the next team.

Sorry (Older and Younger Students)

- ◆ Prepare large colored cards with review questions. On the back of most of the cards, write a point value. On the back of two or three cards, write the word “sorry.” Place them on the board or wall. Assign the students to a team. Teams will take turns choosing whatever color or question they wish to answer. If the team gets the correct answer, they win the points on the back of the card. If the word “sorry” is written on the back of the card, the opposite team has their points wiped out.


Who? What? Where? (Older and Younger Students)

- ◆ Prepare five mystery people, things and places, along with five hints for each word. Have students guess the mystery person, place and thing by giving them hints. A total of five hints will be given per subject. The sooner a team guesses, the more points they earn. The point system: correct guess on the first try: 5 points; second try: 4 points; third try: 3 points; fourth try: 2 points; fifth try: 1 point.

Bible Pictionary (Older and Younger Students)

- ◆ Before class, print and cut apart the “Bible Pictionary” printout. Have a volunteer draw the top card and silently draw what is on the card for the class until the correct answer is guessed. Then, ask another volunteer to explain how the word or phrase drawn relates to a story in the Bible. The student who can answer this question may draw next.

Prayer & Requests (3–5 min)



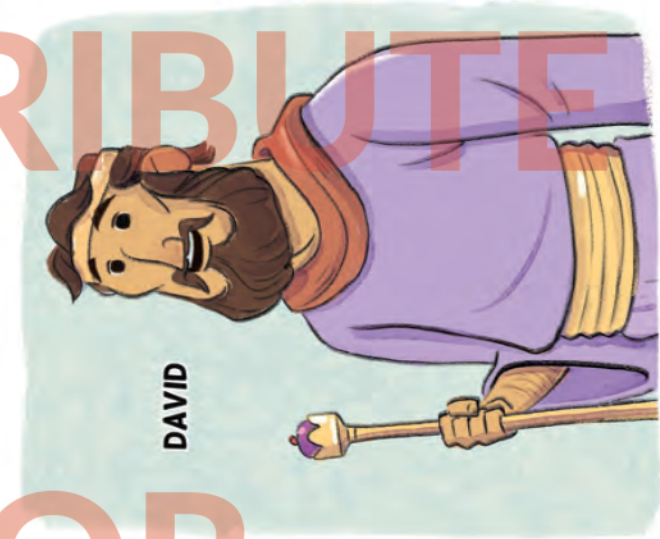
RAHAB



SOLOMON



JACOB



DAVID



ABRAHAM



RUTH

Guess Who

Instructions: Print and cut apart. Use as directed in the leader guide.
SL 7 Review Lesson | Years 1-5

**DO
NOT
DISTRIBUTE

FOR
REVIEW
ONLY**

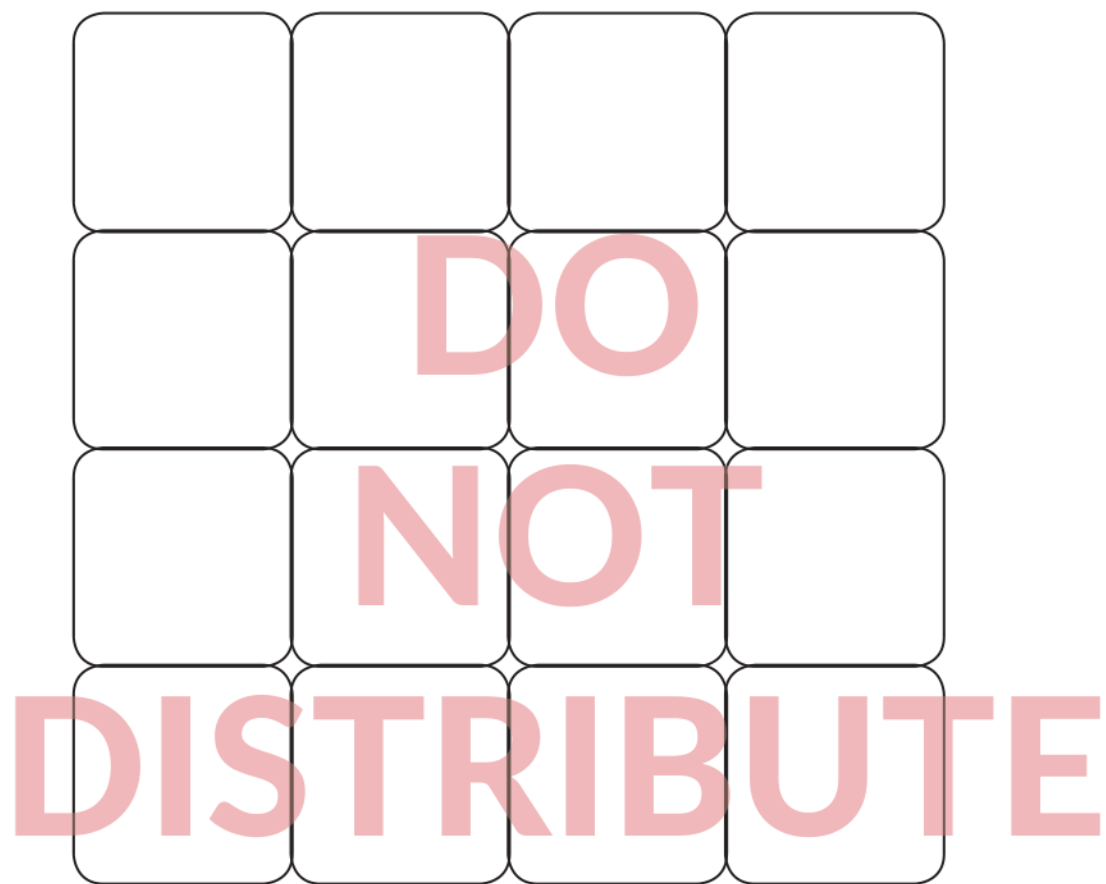
DO
NOT
DISTRIBUTE
FOR
REVIEW
ONLY



MARY

**DO
NOT
DISTRIBUTE

FOR
REVIEW
ONLY**



**DO
NOT
DISTRIBUTE

FOR
REVIEW
ONLY**

Why did
God create
the world?

DO
NOT
DISTRIBUTE
FOR
REVIEW
ONLY

**DO
NOT
DISTRIBUTE

FOR
REVIEW
ONLY**

DO
NOT
DISTRIBUTE
FOR
REVIEW
ONLY

Recap Card Trivia

Instructions: Print and cut apart. Use as directed in the leader guide.
SL 7 Review Lesson | Years 1-5

**DO
NOT
DISTRIBUTE

FOR
REVIEW
ONLY**

Fiery furnace

New heart

Dry bones

Lion's den

Babylon

Water & vegetables

Tax collector

Jordan River

Esther

Born again

Baptized

Sycamore tree

Samaritan woman

Desert

Dove

Wall of Jerusalem

Golden statue

The Temple

**DO
NOT
DISTRIBUTE

FOR
REVIEW
ONLY**

The Law

Bethlehem

**Shadrach,
Meshach &
Abednego**

DO
NOT
DISTRIBUTE
FOR
REVIEW
ONLY

**DO
NOT
DISTRIBUTE

FOR
REVIEW
ONLY**



REVIEW LESSON

BIBLE BINGO QUESTIONS

BIBLE BINGO (LWL 28-53)

1. When did Job learn that he could trust God?
In good and bad times
2. How did God speak to Elijah on the mountain?
Whisper
3. How long did God make the Israelites wander because they refused to enter the Promised Land?
40 years
4. Where did the people worship God during the time of the Judges?
The tabernacle
5. What room of the tabernacle and temple did God live in?
The Most Holy Place
6. What judge and prophet heard God calling him as a boy?
Samuel
7. What kind of wild animal did Samson kill?
A lion
8. God helped Gideon defeat the Midianites with how many men?
300 men
9. What is the name of the woman who led Barak and the Israelites in battle?
Deborah
10. Why did God allow the Israelites to be punished by their enemies?
Worshiped idols
11. What did Solomon ask God for?
Wisdom
12. What did God promise King David?
A never-ending kingdom
13. Whom did King Ahab tell the people to worship?
Baal
14. King Hezekiah asked Isaiah to pray because Assyria was coming to attack them. Whom did God send to help Hezekiah?
The angel of the Lord
15. Why was David the greatest king of Israel?
He loved God with all his heart

16. What prophet was inside the belly of a fish for three days?
Jonah
17. What prophet was told to marry a woman who would not love him?
Hosea
18. The prophet Joel warned the people that something awful was coming. What was it?
The Day of the Lord
19. Samson lost his strength when Delilah cut what?
His hair
20. What did the angel touch to Isaiah's lips?
A burning coal
21. When the Israelites were getting bitten by poisonous snakes, what did God tell Moses to put on a pole and have the people look at in faith?
The bronze snake
22. What did King Solomon build for God?
The temple
23. What did God completely burn up when He sent fire from Heaven?
The sacrifice
24. Where did Elisha tell Naaman to wash to be healed from leprosy?
The Jordan River
25. What city did Solomon build the temple in?
Jerusalem
26. Where was Isaiah taken in his vision?
To Heaven
27. What city did Joshua and the Israelites attack first when they went into the Promised Land?
Jericho
28. What kingdom did David's family line rule?
The Southern Kingdom, Judah
29. Who did Isaiah tell the people would come in the future?
A deliverer
30. What plague did God send on the Israelites during the time of the prophet Joel?
Locusts
31. Who led the people into the Promised Land?
Joshua
32. What did the angel give Elijah to eat?
Bread
33. How many days did Joshua and the Israelites march around Jericho before God brought the walls down?
Seven days

BIBLE BINGO (LWL 113-138)

1. Who changes us so that we have a new heart and mind?
The Holy Spirit
2. When we trust in Jesus to save us from sin, God adopts us into His family and calls us a _____.
Child of God
3. When the Holy Spirit is in control, what comes out of a believer?
The fruit of the Spirit
4. What has God given believers to protect them from Satan?
The armor of God
5. We will know if someone is a Christian because they will _____ one another.
Love
6. Name one of Jesus' younger brothers who wrote a book of the Bible.
James, Jude
7. Where was Paul when Jesus appeared to him?
The road to Damascus
8. What fell from Paul's eyes after God healed him from blindness?
Scales
9. Who went with Paul on his missionary journeys?
Barnabus, Silas
10. Where did Paul go after finishing every missionary journey?
Antioch
11. How did Paul know where to go next on his missionary journeys?
God told Paul
12. What did Paul do everywhere he went?
Share the gospel
13. What relative of Paul's told the soldiers about the Jews' plan to kill Paul?
Paul's nephew
14. How many missionary journeys did Paul go on before he was taken to Rome?
Three
15. What place did Paul always visit first when sharing the gospel?
Synagogue
16. What island did Paul have a shipwreck near?
Malta
17. What was the name of the runaway slave Paul asked Philemon to forgive?
Onesimus
18. What disciple did Paul confront for acting one way with Jews and another with Gentiles?
Peter

19. Who did Paul ask to hear his trial after he was held in prison?
Caesar, or the Emperor of Rome
20. Where was the disciple John when he had a vision about Jesus' return?
The island of Patmos
21. What place will God create for believers?
A new Heaven and Earth
22. What did the living creatures and 24 elders do in Heaven?
Worship Jesus
23. What will Jesus destroy when He returns?
Sin
24. What will be missing from the new Heaven and Earth?
Sickness, sadness
25. Who is the only one found worthy to open the scroll?
The Lion and the Lamb
26. How many churches did Jesus have a message for?
Seven
27. What city will God live in on the new Earth?
Jerusalem
28. On the New Heaven and Earth, what will stretch to both sides of the River of Life in the New Jerusalem?
The Tree of Life
29. What will God replace in the New Heaven and Earth?
The sun, the temple of God
30. Jesus is called the beginning and the end, or the _____.
Alpha and Omega

DO
NOT
DISTRIBUTE
FOR
REVIEW
ONLY



REVIEW LESSON

BINGO RECAP CARDS

RECAP CARD BINGO CLUES

♦ **Joshua and Caleb: Confidence**

1. Only two of twelve men had faith that God would keep His promises.
2. Spies snuck through the land of milk and honey, finding lots of good things, including figs and pomegranates.

♦ **The Bronze Snake: Persistence**

1. The Israelites got punished for not trusting God to supply all of their needs. Some even died from poison.
2. The people had to look up at a pole to be forgiven of their sins, just as we must look up to Christ's sacrifice to be forgiven of sins.

♦ **The Battle of Jericho: Confidence**

1. A red cord saved a lady and her family when her city fell to ruins.
2. Joshua defeated Jericho using trumpets and voices; now *that's* bold!

♦ **The First Judges: Growth**

1. The second leader to help the Israelites recover from bondage in the cycle of apostasy.
2. This judge gained an advantage by saying that he had a secret message for the king.

♦ **Deborah and Barak: Availability**

1. God used this judge to give courage to Barak to fight the enemy.
2. This female judge made herself available to rescue the Israelites just as we should make ourselves available to do our part to change the world with kindness.

♦ **Gideon: Courage**

1. This judge thought he might be able to avoid God's scary calling by giving God what he thought was an impossible challenge with a piece of wool.
2. God fought the battle for this leader and his 300 men so God used that man's weakness for God's glory.

♦ **Samson: Stewardship**

1. This judge was tricked by a woman.
2. We are reminded to use the talents that God has given us, unlike this judge who wasted his talents until the very end when he pulled a building down, killing all of his enemies and himself.

♦ **Ruth and Boaz: Kindness**

1. A person tells another "Wherever you go, I will go, and wherever you live, I will live; your people will be my people, and your God will be my God."
2. A mother and her daughter-in-law return to Judah after the famine is over, to be saved by their family redeemer.

♦ **Eli and Samuel: Attentiveness**

1. We learned the difference between hearing and listening and emphasized that fact that we listen to God by reading the Bible and obeying its message.
2. A young boy's sleep is interrupted when God calls him by name.

♦ **Israel Demanded a King: Contentment**

1. A man learned that it is better to obey than to sacrifice.
2. Because Israel wanted to be like all of the countries around them, a man was anointed by Samuel to become the first king of Israel.

DO
NOT
DISTRIBUTE
FOR
REVIEW
ONLY



REVIEW LESSON

RECAP CARD TRIVIA

RECAP CARD TRIVIA

1. God Created the World

Why did God create the world?

How many days did God take to create the world?

Look at the card of creation for 15-20 seconds, now turn it over. Ask: What animals do you remember seeing on the card?

2. God Created People

Who was the first man? How did God create the first woman? What does it mean to say that God created man in His own image?

3. Sin Entered the World

What is sin? What was the punishment for Adam and Eve's sin?

Look at Adam and Eve. What are they doing? How are they feeling? Why is there a piece of fruit in the picture?

4. Cain and Abel

Which man is Cain and which is Abel? How do you know?

5. Noah and the Ark

Is this picture taken before or after the flood? How do you know?

Look closely at the picture, especially the colors. Turn the picture over. What colors did you see in the picture? Do you remember the color of Noah's hair? Noah's robe? His son's robe?

6. The Tower of Babel

Why did the people want to build the tower? How did God stop them?

7. God's Covenant with Abraham

Do you remember the name of the man with whom God made a promise?

8. God Tested Abraham

Instead of sacrificing his son Isaac, what did God provide? Find it in the picture.

9. The Stolen Blessing, The Promise Reaffirmed and Jacob's New Name

The next three cards all have one of Isaac's sons pictured on it. What was his name?

10. Joseph Sent to Egypt

Who are those angry-looking men, and why are they angry? Most of the colors are shades of brown and black and a little white. But there one guy has a colorful piece of cloth draped across his shoulder. What is it? What does it have to do with the story?

11. Joseph's Dreams Came True

Pull up the pictures from the older students activity page. Have the students find those images in the picture.

12. God Rescued and Called Moses

What was so special about this bush that was on fire?

13. The Plagues, Passover and Exodus

How many ... Horses? (2.) Chariots? (2.) Spokes on the chariot wheel? (10.) Egyptian soldiers drowning in water? (5.)

14. The Wilderness Test

Play "I Spy" with colors.

15. The Ten Commandments

Sing the song.

16. The Golden Calf

Why is Moses holding only one stone tablet?

17. The Tabernacle Was Built

I spy (with numbers) ... there's only one of these! (Eye.)

2: Fires; 3: Colors in the "blanket" the man is sewing; 4: Gray tents for sleeping;

5: Logs in the fire; 6: Sections on the ruler; 7: White sections/panels on the fence around the tabernacle

18. God Gave Rules for Sacrifice

How many gems/jewels are on the priest's robe?



REVIEW LESSON

JEOPARDY QUESTIONS

JEOPARDY QUESTIONS (LWL 1-14)

♦ Names

100 – Who were the first humans created? (*Adam and Eve*)

200 – What was the name of Abraham's son? (*Isaac*)

300 – Describe how Jacob tricked his father into believing he was Esau to steal the blessing from his brother. (*Wore Esau's clothes; covered neck and hands with goat hair*)

400 – Fill in the blanks: God wrestled with ____ and changed his name to ____ . (*Jacob, Israel*)

500 – Name one person from any of our Bible stories that you are most like and tell how you are most like them.

♦ Character Qualities

100 – "To appreciate what someone has done for or given to me." (*Gratitude*)

200 – What is "being willing to wait?" (*Patience*)

300 – Name one person in our Bible stories who showed courage and tell how they did so.

400 – How did Joseph show he truly forgave his brothers? (*Revealed who he was to them over a meal; wept with them; kissed them; asked them to move near him and took care of them*)

500 – Give an example of how you could show generosity.

♦ Big Picture

100 – Why did God create the world? (*For His glory*)

200 – What is sin? (*Breaking God's law*)

300 – What can stop God's plan? (*Nothing*)

400 – What did God promise? (*God made a covenant to bless His people*)

500 – How do we know what specific things are sins? (*By reading God's Word*)

♦ Bible Details

100 – What did Cain do after God accepted Abel's offering and not his? (*Killed Abel*)

200 – What reminder did God place in the sky after the flood to promise He would never flood the earth again? (*A rainbow*)

300 – What three things did God promise Abraham? (*Descendants would be as numerous as the stars in the sky; He would bless His people; He would give His people land*)

400 – Did Joseph's brothers have a right to throw him in a pit or try to kill him? Why? (*Their father favored Joseph and gave him a colorful robe; Joseph told them about his dreams where they would bow down to him*)

500 – What is the Bible? Why did God write it? (*A letter to us. So we could know Him.*)

JEOPARDY QUESTIONS (LWL 2-25)

♦ God

200 – How does God know what is best for each person? (*He knows all things*)

400 – How did God create the heavens and the earth? (*By speaking*)

600 – God said to the Israelites, "Be ____ because I am holy. (*Holy, or perfect*)

800 – What was the name of the bread God gave the Israelites for 40 years in the desert? (*Manna*)

1,000 – Where did God choose to put His presence on the earth? (*The Holy of Holies*)

♦ Creation

200 – What did God make Eve, the first woman, from? (*Adam's rib*)

400 – What did God do on the seventh day of creation? (*He rested*)

600 – How many days did it take for God to create everything? (*Six days*)

800 – When God created each thing, He called it _____. (*Good, or perfect*)

1,000 – Whom did God make Adam and Eve to be like? (*Like God*)

♦ People

200 – Whom did God promise a son to at 100 years old? (*Abraham*)

400 – How did God speak to Joseph? (*Dreams*)

600 – How did Jacob steal Esau's blessing? (*He disguised himself as his brother*)

800 – Who made the golden calf, the idol the Israelites worshiped? (*Aaron*)

1,000 – Why did God accept Abel's offering, but not Cain's? (*He had faith in God*)

♦ Places

200 – Where did the Israelites live as slaves for 400 years? (*Egypt*)

400 – What is the name of the garden God placed Adam and Eve in? (*Eden*)

600 – What is the name of the land God promised to Abraham? (*Canaan*)

800 – What mountain did Moses receive the Ten Commandments on? (*Mt. Sinai*)

1,000 – Where did God send Cain as a punishment for killing his brother? (*To wander the earth*)

♦ **Things**

200 – What did God send to punish Pharaoh for refusing to let the Israelites leave Egypt? (*The plagues*)

400 – What did God ask the Israelites to burn on an altar as a gift to Him? (*A sacrifice*)

600 – What is the name of the Tree God told Adam and Eve to eat from in the garden? (*Tree of Life*)

800 – Where did the people go to worship God? (*The tabernacle*)

1,000 – Why did the people build the Tower of Babel? (*To make a name for themselves*)

♦ **The Law**

200 – What is the name of the stone tablets God gave Moses on Mt. Sinai? (*The Ten Commandments*)

400 – Who is the only one able to follow God's laws perfectly? (*Jesus*)

600 – Why did the people make animal sacrifices to God? (*To pay the penalty for their sin*)

800 – Who entered the Most Holy Place to meet with God on the Day of Atonement? (*The High Priest*)

1,000 – Why did God give the Israelites a law that was impossible to follow perfectly? (*To show them their sinfulness and need for a Savior*)

JEOPARDY QUESTIONS (LWL 97-121)

♦ **God**

200 – Who changes us so that we have a new heart and mind? (*The Holy Spirit*)

400 – When we trust in Jesus to save us from sin, God adopts us into His family and calls us a _____. (*Child of God*)

600 – Why does God want us to obey Him? (*Obedience shows God that we love Him*)

800 – What is God's plan for the future? (*To destroy evil and make all things new*)

1,000 – Jesus is called the beginning and the end, or the _____. (*Alpha and Omega*)

♦ **People**

200 – Name one of Jesus' younger brothers who wrote a book of the Bible. (*James, Jude*)

400 – Who went with Paul on his missionary journeys? (*Barnabus, Silas*)

600 – What was the name of the runaway slave Paul asked Philemon to forgive? (*Onesimus*)

800 – What disciple did Paul confront for acting one way with Jews and another with Gentiles? (*Peter*)

1,000 – Whom did Paul ask to hear his trial after he was held in prison? (*Caesar, or the Emperor of Rome*)

♦ **Places**

200 – Where was the disciple John when he had a vision about Jesus' return? (*The island of Patmos*)

400 – Where was Paul when Jesus appeared to him? (*The road to Damascus*)

600 – What city will God live in on the New Earth? (*Jerusalem*)

800 – What island did Paul have a shipwreck near? (*Malta*)

1,000 – Where did Paul go after finishing every missionary journey? (*Antioch*)

♦ **Things**

200 – When the Holy Spirit is in control, what comes out of a believer? (*The fruit of the Spirit*)

400 – What has God given believers to protect them from Satan? (*The armor of God*)

600 – On the New Heaven and Earth, what will stretch to both sides of the River of Life in the New Jerusalem? (*The Tree of Life*)

800 – What will God replace in the New Heaven and Earth? (*The sun, the temple of God*)

1,000 – What fell from Paul's eyes after God healed him from blindness? (*Scales*)

DO
NOT
DISTRIBUTE
FOR
REVIEW
ONLY